

Effective January 18, 2010
(Supersedes UW CFC1109)

The issuance of this price list is not an offer to sell the goods listed herein at the prices stated.

SOLDER JOINT PRESSURE FITTINGS

ADAPTER

FEMALE

C-102 C x F



Part	Size	Box	Ctn	Wt	List
A 01926	4	-	10	3.82	771.96
A 02007	5	-	5	9	3,274.42

REDUCING

A 04122	3/4 x 3/8	50	500	0.17	32.92
---------	-----------	----	-----	------	-------

ADAPTER

SPECIAL DROP

C-102S C x F

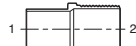


Part	Size	Box	Ctn	Wt	List
A 03948	1/2	50	500	0.16	47.55

ADAPTER

MALE

C-101 C x M



Part	Size	Box	Ctn	Wt	List
A 01876	4	-	10	3.54	569.12
A 02005	5	-	5	8.6	2,677.46
A 02104	6	-	2	10.73	2,978.41

REDUCING

A 02547	3/4 x 1-1/4	10	100	0.38	65.30
---------	-------------	----	-----	------	-------

ADAPTER

FLUSH

C-101F C x M



Part	Size	Box	Ctn	Wt	List
A 03636	1/2	100	1000	0.03	26.35
A 03637	3/4	50	500	0.03	39.24

ADAPTER

FITTING

C-104 FTG x M



Part	Size	Box	Ctn	Wt	List
A 01778	3	-	25	2.21	1,009.36

REDUCING

A 01474	3/4 x 1	25	100	0.27	71.47
---------	---------	----	-----	------	-------

ADAPTER

FITTING

C-105 FTG x F



Part	Size	Box	Ctn	Wt	List
A 01779	3	-	20	2.23	658.97

CAP

WC-415 C-115* C



Part	Size	Box	Ctn	Wt	List
A 02016*	5	-	5	5.48	1,942.75
A 02115*	6	-	5	9.67	3,872.57

COUPLING

DRAIN

CD-100 C x C



Part	Size	Box	Ctn	Wt	List
A 11547	1/2	10	200	0.08	25.16
A 11548	3/4	25	500	0.14	29.82
A 11549	1	10	100	0.22	44.33

COUPLING

ECCENTRIC

CE-100 C x C



Part	Size	Box	Ctn	Wt	List
A 04340	3/4 x 1/2	50	500	0.11	54.93
A 04341	1 x 1/4	25	250	0.18	74.03
A 04342	1-1/4 x 1	10	100	0.25	111.50
A 04343	x 3/4	10	100	0.26	111.50

COUPLING

HIGH EAR

C-100HE C



Part	Size	Box	Ctn	Wt	List
A 03067	1/2	100	1000	0.06	15.32
A 03068	3/4	25	500	0.09	21.74
A 03071	1	25	250	0.13	27.96

CROSS

T-312 C x C x C x C



Part	Size	Box	Ctn	Wt	List
A 02532	1/2	25	250	0.14	40.87
A 02579	3/4	10	100	0.3	79.36
A 02612	1	5	100	0.54	134.82
A 02649	1-1/4	5	50	0.74	193.74
A 02672	1-1/2	-	50	1.05	276.09
A 02707	2	-	25	2	521.74
A 02734	2-1/2	-	15	2.91	1,202.93

90° ELBOW

SHORT RADIUS

E-200 C x C



Part	Size	Box	Ctn	Wt	List
REDUCING					
A 02638	1-1/4 x 3/4	10	100	0.34	91.66
A 03826	x 1/2	10	100	0.28	86.20
A 02663	1-1/2 x 1	10	100	0.55	115.16
A 03905	x 3/4	10	100	0.43	124.41
A 02691	2 x 1-1/4	5	50	0.91	175.14
A 02724	x 1	5	50	0.78	166.32
A 02725	2-1/2 x 2	-	25	2.16	479.97
A 02777	3 x 2-1/2	-	20	2.76	794.93
A 02778	x 2	-	20	2.68	794.93
A 01932	4 x 3	-	10	5.18	1,270.79

90° ELBOW

E-210 C x C



Part	Size	Box	Ctn	Wt	List
A 02508	1/2	50	500	0.12	18.61
A 02556	3/4	10	200	0.23	54.38

90° ELBOW

E-210HE C x C



Part	Size	Box	Ctn	Wt	List
A 03040	1/2	25	250	0.13	25.16
A 03070	3/4	10	100	0.23	127.93

90° ELBOW

E-207 C x C



Part	Size	Box	Ctn	Wt	List
A 11431	3/8	25	250	0.17	86.34

90° ELBOW (cont.)

A 11432	1/2	25	250	0.24	67.74
A 11433	3/4	10	100	0.39	112.51
A 11434	1	5	50	0.64	168.25
A 11435	1-1/4	5	50	1.07	426.55

90° ELBOW

UNION

E-208 C x M



Part	Size	Box	Ctn	Wt	List
A 11441	3/8	10	200	0.21	88.99
A 11442	1/2	10	100	0.3	87.20
A 11443	3/4	10	100	0.49	112.25
A 11444	1	5	50	0.73	279.33
A 11445	1-1/4	5	50	1.16	342.61

90° ELBOW

W/DRAIN

E-200D C x C



Part	Size	Box	Ctn	Wt	List
A 11555	1/2	50	500	0.1	27.61
A 11556	3/4	25	250	0.2	33.78
A 11557	1	10	100	0.31	71.47

90° ELBOW

E-202 C x F



Part	Size	Box	Ctn	Wt	List
A 01397	3/8	50	500	0.09	28.62
A 01507	1/2	50	250	0.11	14.82
A 01532	3/4	25	250	0.19	25.32
A 01559	1	10	100	0.44	80.30
A 01594	1-1/4	5	50	0.71	136.07
A 01632	1-1/2	5	50	0.91	139.40
A 01680	2	-	25	1.46	248.28

REDUCING

A 01379	3/8 x 1/2	50	500	0.13	26.05
A 02512	1/2 x 3/4	25	250	0.18	40.65
A 01520	x 3/8	25	500	0.09	23.17
A 02559	3/4 x 1	10	100	0.36	76.38
A 02560	x 1/2	25	250	0.2	40.65
A 02609	1 x 3/4	10	100	0.33	72.93

90° ELBOW

DROP EAR

E-211 C x F



Part	Size	Box	Ctn	Wt	List
A 01367	3/8	50	500	0.12	27.89
A 01508	1/2	25	250	0.15	19.96
A 02581	3/4	25	100	0.24	35.11
A 02849	1	10	100	0.49	112.25

REDUCING

A 01361	3/8 x 1/2	50	500	0.18	40.76
A 02513	1/2 x 3/8	50	500	0.17	32.43
A 02850	3/4 x 1/2	25	250	0.24	64.01

90° ELBOW

FLANGED SINK

E-215 C x F



Part	Size	Box	Ctn	Wt	List
A 03706	1/2	25	250	0.2	34.01

Copper Fittings - Cast

90° ELBOW

HIGH EAR
E-211HE

C x F



Part	Size	Box	Ctn	Wt	List
A 03038	1/2	25	250	0.2	29.95
A 03048	3/4	25	150	0.3	67.83

90° ELBOW

UNION
E-209

C x F



Part	Size	Box	Ctn	Wt	List
A 11452	1/2	10	100	0.31	79.26
A 11453	3/4	10	100	0.49	127.96
A 11454	1	5	50	0.79	255.84

90° ELBOW

E-201

C x M



Part	Size	Box	Ctn	Wt	List
A 01396	3/8	50	500	0.08	31.93
A 01506	1/2	50	250	0.11	17.93
A 01531	3/4	25	125	0.23	32.23
A 01558	1	10	100	0.39	56.85
A 01593	1-1/4	10	100	0.58	110.23
A 01631	1-1/2	5	50	0.77	148.74
A 01679	2	-	25	1.38	242.89

REDUCING

A 02509	1/2 x 3/4	25	250	0.2	34.25
A 02510	x 3/8	25	500	0.1	31.02
A 02557	3/4 x 1	10	200	0.33	80.46
A 02558	x 1/2	10	200	0.18	40.50

RETURN BEND

CLOSED
E-212

C x C



Part	Size	Box	Ctn	Wt	List
A 04106	3/4 x 1-5/16	10	100	0.29	141.46

TEE

T-300 C x C x C



Part	Size	Box	Ctn	Wt	List
A 01610	1-1/2x1/2x 1	5	50	0.48	89.63
A 01812	2-1/2x2-1/2x3	1	15	2.98	739.75
A 01902	3 x 3 x 4	-	5	6.96	1,187.09

REDUCING

A 01610	1-1/2x1/2x 1	5	50	0.48	89.63
A 01812	2-1/2x2-1/2x3	1	15	2.98	739.75
A 01902	3 x 3 x 4	-	5	6.96	1,187.09

TEE

T-302 C x C x F



Part	Size	Box	Ctn	Wt	List
A 01399	3/8	50	500	0.11	41.85
A 01512	1/2	25	250	0.13	28.67
A 01538	3/4	10	200	0.33	46.42
A 01569	1	5	50	0.54	109.54
A 01607	1-1/4	5	50	0.76	145.21
A 01644	1-1/2	-	50	1.08	196.61
A 01698	2	-	25	1.74	292.22

REDUCING

A 01376	3/8x3/8x1/2	25	250	0.15	145.79
A 02517	1/2x1/2x3/4	25	250	0.22	53.78
A 01521	x 3/8	25	250	0.15	29.03
A 01539	3/4x3/4x1/2	25	250	0.22	48.62
A 02578	x 3/8	25	250	0.23	53.78
A 02907	x 1/2 x 3/4	25	100	0.28	66.72
A 01572	1 x 1 x 3/4	10	100	0.42	75.14
A 01570	x 1/2	10	100	0.35	71.16
A 02655	1-1/4x1-1/4x1	5	50	0.66	117.72
A 02654	x 3/4	10	100	0.55	117.72
A 01613	x 1/2	10	100	0.4	112.25
A 02688	1-1/2x1-1/2x1	5	50	0.79	171.66
A 02673	x 3/4	5	50	0.65	171.66
A 01645	x 1/2	5	50	0.62	171.66
A 02703	2 x 2 x 1	-	25	1.23	278.95
A 02706	x 3/4	-	25	1.1	278.95
A 01699	x 1/2	-	25	0.97	278.95

TEE

T-303 C x F x C



Part	Size	Box	Ctn	Wt	List
A 02516	1/2	25	250	0.19	27.49
A 01548	3/4	10	100	0.31	52.40
A 01577	1	10	50	0.52	166.32
A 01621	1-1/4	5	50	0.7	238.70
A 01646	1-1/2	5	50	1	337.41
A 01712	2	-	25	1.72	390.72

REDUCING

A 02151	1/2x3/4x1/2	25	250	0.27	56.76
A 02587	3/4x1/2x3/4	25	250	0.26	41.36
A 02624	1 x 3/4 x 1	10	100	0.46	115.16
A 04053	x 1/2 x 1	10	100	0.41	110.03
A 04055	1-1/4x3/4x1-1/4	5	50	0.59	269.17
A 04056	x 1/2 x 1-1/4	5	50	0.56	269.17

TEE

T-304 F x F x C



Part	Size	Box	Ctn	Wt	List
A 01502	1/2	25	250	0.22	54.93
A 04117	3/4	10	100	0.37	72.04

REDUCING

A 03711	3/4x3/4x1/2	10	200	0.31	61.01
A 04109	x 1/2 x 3/4	10	100	0.31	65.07
A 09692	x 1/2	10	200	0.26	56.30

TEE

T-305 F x M x C



Part	Size	Box	Ctn	Wt	List
A 03655	3/4	10	100	0.34	78.34

REDUCING

A 03656	3/4x3/4x1/2	10	100	0.33	74.97
---------	-------------	----	-----	------	-------

TEE

BASEBOARD
T-301

C x F x C



Part	Size	Box	Ctn	Wt	List
A 07750	1/2x1/8x1/2	50	500	0.1	25.01
A 07757	3/4 x 1/8 x 1	10	100	0.29	96.66
A 07751	x 3/4	25	250	0.20	26.92
A 07754	1 x 1/8 x 1	10	100	0.31	50.02
A 07755	1-1/4x1/8x1-1/4	10	80	0.51	193.09

TEE

DROP
T-310

C x C x C



Part	Size	Box	Ctn	Wt	List
A 02515	1/2	25	250	0.15	34.88

TEE

DROP
T-311

C x C x F



Part	Size	Box	Ctn	Wt	List
A 01513	1/2	25	250	0.24	44.48
A 01549	3/4	10	100	0.38	97.42

TEE

SUPPLY & RETURN
T-300RB

C x C x C



Part	Size	Box	Ctn	Wt	List
A 03623	1/2	25	250	0.17	47.00

45° WYE

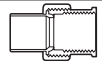
T-317 C x C x C



Part	Size	Box	Ctn	Wt	List
A 03726	1/2	10	100	0.15	55.15
A 04119	3/4	10	100	0.3	79.26
A 04216	1	5	50	0.55	106.91

UNION

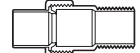
C-109 C x F



Part	Size	Box	Ctn	Wt	List
A 11421	3/8	10	200	0.19	83.86
A 11422	1/2	25	125	0.26	66.62
A 11423	3/4	25	150	0.37	90.72
A 11424	1	10	100	0.61	188.72
A 11425	1-1/4	5	50	0.98	351.82
A 11426	1-1/2	-	50	1.21	445.57
A 11427	2	-	25	1.9	752.96

UNION

C-108 C x M



Part	Size	Box	Ctn	Wt	List
A 11209	3/8	25	250	0.2	72.01
A 11210	1/2	25	250	0.28	52.59
A 11211	3/4	10	100	0.43	78.88
A 11212	1	10	100	0.68	194.26
A 11213	1-1/4	5	50	0.95	240.80
A 11214	1-1/2	-	50	1.35	253.02
A 11215	2	-	25	2.17	388.53
A 11240	2-1/2	-	20	4.13	1,138.62

UNION

C-107 C x C



Part	Size	Box	Ctn	Wt	List
A 11205	1-1/4	-	25	0.76	112.83
A 11206	1-1/2	-	25	1.04	148.59
A 11207	2	-	25	1.77	253.22
A 11216	2-1/2	-	20	3.25	554.37
A 11217	3	-	10	4.75	1,434.51

CAST FLARE FITTINGS

ADAPTER

2-PIECE
WW-814

FL x F



Part	Size	Box	Ctn	Wt	List
A 12251	1/2	25	250	0.36	67.74
A 12351	3/4	10	100	0.48	81.92
A 12451	1	5	50	1.03	174.64
A 12651	1-1/2	-	25	1.99	371.17
A 12751	2	-	15	3.22	482.96

ADAPTER

2-PIECE
WW-813

FL x M



Part	Size	Box	Ctn	Wt	List
A 12252	1/2	10	100	0.29	60.58
A 12352	3/4	10	50	0.58	83.53
A 12452	1	5	50	0.88	147.45
A 12652	1-1/2	-	25	1.89	368.65
A 12752	2	-	20	2.95	498.87

COUPLING

3-PIECE
WW-812

FL x FL



Part	Size	Box	Ctn	Wt	List
A 12250	1/2	10	100	0.44	89.66
A 12350	3/4	10	100	0.68	113.55
A 12450	1	5	25	1.26	209.55
A 12550	1-1/4	5	30	2	339.52
A 12650	1-1/2	-	20	2.98	514.04
A 12750	2	-	10	4.59	771.96

90° ELBOW


WW-816

FL x FL




SOLDER JOINT DWV FITTINGS

FLARE NUT

WW-815 FL 

Part	Size	Box	Ctn	Wt	List
A 01024	3/4	20	200	0.21	29.64
A 01025	1	25	100	0.31	53.78


TEE

WW-817 FL x FL x FL 

Part	Size	Box	Ctn	Wt	List
A 12285	1/2	10	100	0.68	146.04
A 12286	3/4	5	50	1.09	171.52
A 12287	1	-	25	2.08	303.63

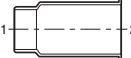
SOLDER JOINT DWV FITTINGS

ADAPTER

D-724F FTG x SJ 


Part	Size	Box	Ctn	Wt	List
A 11563	1-1/4x1-1/4 OD	10	100	0.25	91.01

ADAPTER

SOIL PIPE
D-733 C x SPIGOT 


Part	Size	Box	Ctn	Wt	List
A 07220	4	-	15	2.23	310.37
REDUCING					
A 07016	1-1/4 x 2	-	50	0.93	146.70
A 07322	2 x 4	-	25	2.31	396.45
A 07169	3 x 4	-	20	2.78	367.86

ADAPTER

SOIL PIPE
D-736N C x NO HUB 


Part	Size	Box	Ctn	Wt	List
A 07486	2	-	50	0.4	66.08
A 07488	3	-	50	0.75	133.53
REDUCING					
A 07485	1-1/2 x 2	-	50	0.43	70.29

ADAPTER

TRAP
D-738 C x O.D. TUBE 


Part	Size	Box	Ctn	Wt	List
A 07251	1-1/4x1-1/4 OD	25	250	0.21	74.37
A 07252	1-1/2x1-1/2 OD	10	100	0.24	56.17
REDUCING					
A 07253	1-1/2x1-1/4 OD	10	100	0.2	67.40

ADAPTER

TRAP
D-732F C x M 


Part	Size	Box	Ctn	Wt	List
A 07230	1-1/4	25	250	0.22	34.62
A 07231	1-1/2	25	150	0.25	59.22
A 07232	2	10	100	0.33	71.09
A 07264	3	-	50	0.77	220.82
REDUCING					
A 07263	1-1/4 x 1-1/2	10	100	0.44	71.47
A 07492	2 x 1-1/2	10	100	0.46	84.82

ADAPTER

FLUSH - TRAP
D-732C C x M 


Part	Size	Box	Ctn	Wt	List
A 07645	1-1/2	25	250	0.19	64.75
A 07646	2	10	100	0.25	70.36

ADAPTER

D-729 C x SJ THD 


Part	Size	Box	Ctn	Wt	List
W 07050	1-1/4	50	500	0.05	48.10
W 07051	1-1/2	50	500	0.05	42.20
W 07052	2	25	250	0.06	54.23

ADAPTER

FEMALE
DW-753 C x F 


Part	Size	Box	Ctn	Wt	List
A 07403	3	-	25	1.45	307.12
A 07340	4	-	20	2.31	500.97

ADAPTER

D-754 FTG x F 

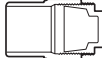
Part	Size	Box	Ctn	Wt	List
A 07436	1-1/2	10	100	0.39	111.71
A 07481	2	10	100	0.55	152.25
A 07482	3	-	25	1.44	300.45

ADAPTER

D-732 C x M 


Part	Size	Box	Ctn	Wt	List
A 07234	3	-	25	1.29	267.92
A 07339	4	-	20	2.59	449.50
REDUCING					
A 07233	1-1/2 x 1-1/4	10	100	0.31	68.36

CLEANOUT

W/PLUG
D-730 FTG x C.O. 


Part	Size	Box	Ctn	Wt	List
A 11350	1-1/4	10	100	0.49	99.37
A 11351	1-1/2	-	100	0.6	125.42
A 11352	2	-	50	0.87	148.42
A 11353	3	-	25	2.37	524.75
A 11354	4	-	20	3.99	612.41

CLEANOUT

FLUSH W/PLUG
D-730F FTG x C.O. 


Part	Size	Box	Ctn	Wt	List
A 11551	1-1/4	25	250	0.2	60.90
A 11552	1-1/2	15	150	0.29	76.25
A 11553	2	10	100	0.42	91.45
A 11554	3	5	50	0.96	193.74

45° ELBOW

(CAST)
D-702 C x C 


Part	Size	Box	Ctn	Wt	List
A 07304	4	-	10	2.47	453.11

45° ELBOW

(STREET)
D-702 FTG x C 


Part	Size	Box	Ctn	Wt	List
A 07124	4	-	10	2.81	617.08

90° ELBOW

(CAST)
D-700 C x C 


Part	Size	Box	Ctn	Wt	List
A 07215	4	-	10	3.76	658.97
REDUCING					
A 07056	1-1/2 x 1-1/4	10	100	0.43	84.26
A 07210	2 x 1-1/2	-	50	0.64	101.78

90° ELBOW

D-700 FTG x C 


Part	Size	Box	Ctn	Wt	List
A 07119	4	-	10	3.84	930.84

90° ELBOW

D-705 C x F 


Part	Size	Box	Ctn	Wt	List
A 07059	1-1/2	-	50	0.72	124.41
A 07097	2	-	25	1.15	179.52

90° ELBOW

C x M 


Part	Size	Box	Ctn	Wt	List
A 07326	1-1/2	-	50	0.66	104.23

22-1/2° ELBOW

D-703 C x C 


Part	Size	Box	Ctn	Wt	List
A 07011	1-1/4	25	200	0.19	53.16
A 07098	2	-	50	0.46	80.99
A 07157	3	-	25	0.99	141.47

11-1/4° ELBOW

D-704 C x C 


Part	Size	Box	Ctn	Wt	List
A 07063	1-1/2	10	100	0.22	69.60
A 07103	2	5	50	0.4	98.23

90° ELBOW

W/LOW HEEL INLET
D-737 C x C x C 


Part	Size	Box	Ctn	Wt	List
A 07330	3 x 3 x 2	-	10	2.43	418.12

PLUG

D-745 M 


Part	Size	Box	Ctn	Wt	List
A 07679	3/4	100	1,000	0.08	32.10
A 07437	1-1/2	25	250	0.22	36.42
A 07222	2	10	100	0.33	51.64

TEE

D-707 C x C x C 

Part	Size	Box	Ctn	Wt	List
A 07208	4	-	5	4.92	752.96
REDUCING					
A 07308	4 x 4 x 3	-	10	3.49	627.54
A 07309	x 2	-	10	2.74	627.54

TEE

D-708 C x C x F 

Part	Size	Box	Ctn	Wt	List
A 07046	1-1/2	-	50	0.88	152.37
A 07100	2	-	25	1.57	242.89
REDUCING					
A 07101	2 x 2 x 1-1/2	-	25	1.17	306.76

Copper Fittings - Cast

TEE

DOUBLE
D-718 C x C x C x C

Part	Size	Box	Ctn	Wt	List
A 07065	1-1/2	-	50	0.78	133.50
A 07105	2	-	25	1.31	307.68
REDUCING					
A 07066	1-1/2 x 1-1/4	-	50	0.68	190.18
A 07106	2 x 1-1/2	-	25	0.98	275.62
A 07171	3 x 2	-	15	2.36	392.39
A 07320	3 x 1-1/2	-	25	1.51	468.37

LONG TURN T-Y

DOUBLE - BAFFLE
D-786 C x C x C x C



Part	Size	Box	Ctn	Wt	List
A 07110	2x1-1/2x1-1/2x1-1/2	-	25	1.73	352.14

ELBOW

DOUBLE
D-706 C x C x C



Part	Size	Box	Ctn	Wt	List
A 07443	1-1/2	-	50	0.73	175.85
A 07444	2	-	25	1.31	279.33
REDUCING					
A 07446	2x1-1/2x1-1/2	-	50	0.97	244.41

TEE

D-714 C x C x C.O.



Part	Size	Box	Ctn	Wt	List
A 11360	1-1/2	-	50	1	170.53
A 11366	2	-	25	1.35	215.00
A 11367	3	-	10	3.78	557.33

LONG TURN T-Y

D-715 C x C x C



Part	Size	Box	Ctn	Wt	List
A 07082	1-1/4	-	50	0.93	175.24
A 07041	1-1/2	-	10	0.87	132.18
A 07083	2	-	10	1.84	293.16
A 07158	3	-	10	3.69	518.08
A 07273	4	-	4	9	1,381.60
REDUCING					
A 07084	2 x 2 x 1-1/2	-	25	1.02	221.74
A 07159	3 x 3 x 2	-	10	2.78	392.64

LONG TURN T-Y

DOUBLE
D-717 C x C x C x C



Part	Size	Box	Ctn	Wt	List
A 07061	1-1/2	-	25	1.25	538.62
A 07089	2	-	25	2.83	538.62
REDUCING					
A 07090	2 x 1-1/2	-	25	1.96	339.52

45° WYE

D-719 C x C x C



Part	Size	Box	Ctn	Wt	List
A 07005	1-1/4	-	50	0.63	108.87
A 07037	1-1/2	-	50	0.87	118.59
A 07077	2	-	25	1.24	154.12
A 07150	3	-	20	2.77	372.43
A 07200	4	-	5	5.55	752.96
REDUCING					
A 07078	2 x 2 x 1-1/2	-	50	1.15	164.01
A 07079	x 1-1/4	-	50	1.01	190.77
A 07249	x 1-1/2 x 2	-	50	1.16	190.77
A 07318	x 1-1/2	-	50	0.85	171.66
A 07152	3 x 3 x 2	-	25	2.04	338.84
A 07153	x 1-1/2	-	25	1.69	338.84
A 07315	4 x 4 x 3	-	10	3.96	533.41
A 07203	x 2	-	10	2.9	533.41

45° WYE

DOUBLE
D-720 C x C x C x C



Part	Size	Box	Ctn	Wt	List
A 07039	1-1/2	-	50	1.12	195.07
A 07080	2	-	25	2	345.61
A 07379	3	-	10	3.95	554.37

REDUCING					
A 07081	2x2x1-1/2x1-1/2	-	25	1.26	278.95

DRUM TRAP

SWIVEL
D-778 C x C x C.O.



Part	Size	Box	Ctn	Wt	List
A 11395	3 x 6 x 1-1/2	-	25	2.9	429.91

DRUM-TRAP

CAST
D-762 C x SJ



Part	Size	Box	Ctn	Wt	List
A 15654	1-1/2	-	25	1.5	288.41

P-TRAP

W/CLEANOUT
D-763 C x SJ



Part	Size	Box	Ctn	Wt	List
A 15660	1-1/2	-	50	1.8	294.49
A 15661	2	-	10	2.66	475.10

P-TRAP

W/CLEANOUT
D-761 C x C



Part	Size	Box	Ctn	Wt	List
A 15656	1-1/4	-	50	1.21	232.21
A 15657	1-1/2	-	50	1.53	214.84
A 15658	2	-	25	2.26	328.91

P-TRAP

D-760 C x C



Part	Size	Box	Ctn	Wt	List
A 15651	1-1/2	-	50	1.45	193.09
A 15652	2	-	25	2.11	298.28

P-TRAP

W/UNION JOINT
D-740 C x SJ



Part	Size	Box	Ctn	Wt	List
A 15636	1-1/2	-	25	1.86	267.66

RETURN BEND

W/CLEANOUT
D-783 C x C



Part	Size	Box	Ctn	Wt	List
A 15692	1-1/4	-	50	0.81	145.02
A 15695	1-1/2	-	50	0.98	173.91
A 15698	2	-	25	1.4	209.62

RETURN BEND

D-782 C x C



Part	Size	Box	Ctn	Wt	List
A 07675	1-1/4	-	50	0.74	119.64
A 07682	1-1/2	-	50	0.84	151.67
A 07690	2	-	25	1.31	293.49
A 07484	3	-	10	2.77	506.61
REDUCING					
A 07483	2 x 1-1/2	-	25	1.37	380.87