



The issuance of this price list is not an offer to sell the goods listed herein at the prices stated.


ADAPTER

FEMALE WC-402		C x F				
Part	Size	Box	Ctn	Wt	List	
W 01204	1/4 x 1/2	100	300	0.1	15.85	
W 01205	x 3/8	100	700	0.05	17.01	
W 01206	x 1/4	100	900	0.04	21.60	
W 01207	x 1/8	100	1,500	0.04	20.73	
W 01214	3/8 x 3/8	50	750	0.06	16.98	
W 01215	x 1/4	50	750	0.04	17.82	
W 01216	x 1/8	100	1,500	0.03	19.78	
W 01223	1/2 x 3/4	50	300	0.16	22.85	
W 01224	x 1/2	50	500	0.1	17.82	
W 01225	x 3/8	50	750	0.07	18.25	
W 01226	x 1/4	50	750	0.06	15.76	
W 01230	5/8 x 3/4	25	250	0.16	18.90	
W 01231	x 1/2	50	500	0.1	8.72	
W 01232	x 3/8	50	500	0.07	13.58	
W 01233	x 1/4	50	500	0.06	13.58	
W 01238	3/4 x 3/4	50	500	0.15	20.65	
W 01239	x 1/2	50	500	0.09	26.28	
W 01245	7/8 x 1	25	250	0.27	40.51	
W 01246	x 3/4	25	250	0.14	11.98	
W 01247	x 1/2	25	250	0.11	18.90	
W 01261	1-1/8 x 1-1/4	10	100	0.28	72.79	
W 01263	x 1	25	250	0.25	27.67	
W 01264	x 3/4	25	250	0.22	40.51	
W 01265	x 1/2	20	200	0.25	50.66	
W 01270	1-3/8 x 1-1/2	10	100	0.5	86.53	
W 01271	x 1-1/4	10	100	0.45	40.51	
W 01272	x 1	10	100	0.33	85.62	
W 01278	1-5/8 x 2	-	60	0.74	160.84	
W 01279	x 1-1/2	10	100	0.53	63.36	
W 01280	x 1-1/4	5	50	0.39	94.16	
W 01287	2-1/8 x 2	-	50	0.57	86.05	
W 01288	x 1-1/2	5	50	0.74	140.04	
W 01296	2-5/8 x 2-1/2	-	25	1.22	313.37	
W 01297	3-1/8 x 3	-	15		475.10	

ADAPTER

FITTING WC-405		FTG x F				
Part	Size	Box	Ctn	Wt	List	
W 01514	3/8 x 3/8	50	750	0.06	26.62	
W 01524	1/2 x 1/2	50	350	0.1	25.64	
W 01525	x 3/8	50	750	0.05	23.91	
W 01526	x 1/4	50	750	0.06	60.40	
W 01531	5/8 x 1/2	50	450	0.11	17.39	
W 01532	x 3/8	50	750	0.07	23.46	
W 01546	7/8 x 3/4	25	250	0.17	22.46	
W 01547	x 1/2	50	500	0.11	45.39	
W 01563	1-1/8 x 1	25	250	0.24	40.12	
W 01564	x 3/4	25	250	0.18	88.60	
W 01571	1-3/8 x 1-1/4	10	100	0.4	64.85	
W 01579	1-5/8 x 1-1/2	10	100	0.46	85.13	
W 01587	2-1/8 x 2	-	50	0.65	113.14	
W 01596	2-5/8 x 2-1/2	-	25	1.2	610.07	


ADAPTER

MALE WC-401		C x M				
Part	Size	Box	Ctn	Wt	List	
W 01105	1/4 x 3/8	50	750	0.06	31.96	
W 01106	x 1/4	50	1,200	0.03	24.76	
W 01107	x 1/8	50	2,400	0.02	34.79	
W 01109	5/16 x 3/8	50	800	0.07	59.95	
W 01110	x 1/4	50	1,200	0.03	48.62	
W 01113	3/8 x 1/2	50	500	0.08	16.03	
W 01114	x 3/8	50	750	0.06	32.75	
W 01115	x 1/4	50	1,200	0.03	27.33	
W 01116	x 1/8	50	2,000	0.02	23.53	
W 01123	1/2 x 3/4	25	250	0.17	19.75	
W 01124	x 1/2	50	500	0.09	18.47	
W 01125	x 3/8	50	500	0.06	13.58	
W 01126	x 1/4	50	750	0.05	32.02	
W 01129	5/8 x 1	15	150	0.3	35.98	
W 01130	x 3/4	25	250	0.17	16.03	


ADAPTER CONT.

W 01131	x 1/2	50	500	0.06	5.48	
W 01132	x 3/8	50	500	0.07	14.02	
W 01133	x 1/4	25	600	0.06	16.88	
W 01138	3/4 x 3/4	25	250	0.14	20.65	
W 01139	x 1/2	25	250	0.12	31.01	
W 01145	7/8 x 1	10	100	0.29	35.28	
W 01146	x 3/4	25	250	0.13	9.22	
W 01147	x 1/2	25	250	0.12	16.03	
W 01161	1-1/8 x 1-1/2	10	100	0.48	97.60	
W 01162	x 11/4	10	100	0.39	51.82	
W 01163	x 1	10	100	0.24	23.82	
W 01164	x 3/4	10	100	0.17	35.28	
W 01165	x 1/2	10	100	0.18	44.01	
W 01170	1-3/8 x 1-1/2	10	100	0.48	82.37	
W 01171	x 1-1/4	10	100	0.41	35.28	
W 01172	x 1	10	100	0.24	52.68	
W 01173	x 3/4	10	100	0.21	60.74	
W 01178	1-5/8 x 2	-	50	0.78	153.77	
W 01179	x 1-1/2	10	100	0.51	40.51	
W 01180	x 1-1/4	10	100	0.37	82.02	
W 01181	x 1	10	100	0.38	97.41	
W 01187	2-1/8 x 2	5	50	0.57	68.58	
W 01188	x 1-1/2	-	50	0.64	158.53	
W 01189	x 1-1/4	-	50	0.57	158.53	
W 01196	2-5/8 x 2-1/2	-	20	1.26	262.67	
W 01197	x 2	-	20	0.98	443.24	
W 01198	x 1-1/2	-	22	0.98	452.26	
W 01199	3-1/8 x 3	-	20	1.7	347.52	
W 01150	4-1/8 x 4	-	16	3.71	470.88	


ADAPTER

FITTING WC-404		FTG x M				
Part	Size	Box	Ctn	Wt	List	
W 01425	1/2 x 3/8	50	750	0.05	23.45	
W 01431	5/8 x 1/2	50	500	0.09	24.27	
W 01432	x 3/8	50	750	0.06	56.09	
W 01446	7/8 x 3/4	50	500	0.15	31.23	
W 01447	x 1/2	50	500	0.13	58.52	
W 01463	1-1/8 x 1	25	250	0.23	39.71	
W 01464	x 3/4	25	250	0.19	64.95	
W 01471	1-3/8 x 1-1/4	10	100	0.41	122.70	
W 01479	1-5/8 x 1-1/2	10	100	0.49	148.67	
W 01487	2 1/8 x 2	-	50	0.76	240.30	
W 01496	2-5/8 x 2-1/2	-	20	1.95	524.58	


BUSHING

FLUSH WC-106		FTG x C				
Part	Size	Box	Ctn	Wt	List	
W 01706	3/8 x 1/4	100	4,000	0.01	4.59	
W 01712	1/2 x 3/8	100	4,000	0.01	4.53	
W 01714	x 1/4	100	2,400	0.02	5.18	
W 01715	5/8 x 1/2	100	1,500	0.02	5.46	
W 01717	x 3/8	100	1,500	0.04	6.22	
W 01720	3/4 x 5/8	50	750	0.03	6.65	
W 01721	x 1/2	50	750	0.06	8.10	
W 01722	x 3/8	50	750	0.08	7.53	
W 01725	7/8 x 3/4	50	500	0.04	10.60	
W 01726	x 5/8	50	500	0.07	10.16	
W 01727	x 1/2	50	500	0.11	11.52	
W 01737	1-1/8 x 7/8	50	500	0.12	15.54	
W 01738	x 3/4	50	500	0.18	17.96	
W 01739	x 5/8	25	250	0.22	17.51	
W 01743	1-3/8 x 1-1/8	10	200	0.16	19.30	
W 01745	x 7/8	10	200	0.3	24.04	
W 01750	1-5/8 x 1-3/8	10	100	0.22	25.38	
W 01751	x 1-1/8	10	100	0.41	27.29	
W 01758	2-1/8 x 1-5/8	10	100	0.68	72.79	
W 01759	x 1-3/8	5	50	0.94	82.33	
W 01767	2-5/8 x 2-1/8	-	50	0.92	472.41	


BUSHING

FLUSH WC-417 (BRASS)		FTG x F				
Part	Size	Box	Ctn	Wt	List	
A 07812	5/8 x 1/8	100	1,600	0.04	15.30	
A 07813	x 1/4	50	1,200	0.02	16.07	
A 07814	7/8 x 3/8	50	450	0.08	37.20	
A 07815	1-1/8 x 1/2	50	300	0.17	56.66	
A 07816	1-3/8 x 3/4	10	160	0.25	96.83	
A 07817	1-5/8 x 1	10	90	0.34	101.51	
A 07819	2-1/8 x 1-1/2	10	90	0.48	111.17	

CAP

FLUSH WC-415		C				
Part	Size	Box	Ctn	Wt	List	
W 07002	1/4	50	2,000	0	3.86	
W 07004	3/8	50	2,000	0.01	2.41	
W 07006	1/2	50	1,000	0.01	3.84	
W 07007	5/8	100	1,000	0.02	1.91	
W 07008	3/4	50	2,000	0.03	4.57	
W 07009	7/8	50	500	0.04	3.55	
W 07011	1-1/8	50	500	0.08	8.43	
W 07012	1-3/8	25	250	0.11	11.28	
W 07013	1-5/8	25	250	0.18	16.52	
W 07014	2-1/8	-	100	0.3	30.47	
W 07015	2-5/8	-	50	0.48	97.29	
W 07016	3-1/8	-	50	0.73	133.35	
W 07017	3-5/8	-	25	1.15	396.52	
W 07018	4-1/8	-	20	1.5	251.53	

COUPLING

NO STOP WC-400NS		C x C				
Part	Size	Box	Ctn	Wt	List	
W 01900	1/4	100	4,000	0	3.88	
W 01901	3/8	50	2,000	0.01	1.58	
W 01902	1/2	50	1,700	0.01	5.46	
W 01903	5/8	100	1,000	0.03	2.62	
W 01904	3/4	25	375	0.04	7.86	
W 01905	7/8	50	500	0.06	5.46	
W 01906	1-1/8	25	250	0.11	11.52	
W 01907	1-3/8	25	250	0.15	17.38	
W 01908	1-5/8	10	100	0.25	23.49	
W 01909	2-1/8	-	75	0.4	39.71	
W 01910</						

Copper Fittings - Wrot & Cast

COUPLING

STACKED STOP WC-400S

C x C



Part	Size	Box	Ctn	Wt	List
W 10141	1/4	100	3,400	0	2.25
W 10142	5/16	100	5,600	0.01	2.52
W 10143	3/8	50	2,000	0.01	1.91
W 10144	1/2	50	1,700	0.01	2.54
W 10145	5/8	100	1,000	0.03	1.99
W 10157	3/4	25	500	0.04	5.99
W 10146	7/8	50	500	0.06	3.99
W 10147	1-1/8	25	250	0.11	7.97
W 10148	1-3/8	25	250	0.15	14.14
W 10149	1-5/8	10	100	0.22	18.70
W 10150	2-1/8	-	75	0.41	31.23
W 10151	2-5/8	-	50	0.66	66.29
W 10152	3-1/8	-	25	1.02	99.67
W 10153	3-5/8	-	20	1.03	191.12
W 10154	4-1/8	-	15	2.15	209.62
W 10155	5-1/8	-	8	3.34	516.07
W 10156	6-1/8	-	3	4.61	852.87
W 10130	8-1/8	-	1	14.13	2,764.05

COUPLING

REDUCING WC-400R

C x C



Part	Size	Box	Ctn	Wt	List
W 01004	1/4 x 3/16	50	2,000	0.01	13.28
W 01005	x 1/8	50	2,000	0	15.09
W 01010	3/8 x 5/16	50	1,700	0.01	12.53
W 01011	x 1/4	50	2,000	0.01	13.01
W 01019	1/2 x 3/8	50	1,700	0.01	4.26
W 01021	x 1/4	50	1,200	0.02	5.73
W 01023	5/8 x 1/2	100	1,000	0.03	4.16
W 01025	x 3/8	100	1,000	0.03	5.04
W 01027	x 1/4	100	1,000	0.03	5.58
W 01029	3/4 x 5/8	100	600	0.05	10.16
W 01030	x 1/2	100	600	0.04	12.55
W 01031	x 3/8	100	600	0.04	11.10
W 01035	7/8 x 3/4	100	1,000	0.06	7.18
W 01036	x 5/8	50	500	0.08	7.08
W 01037	7/8 x 1/2	50	500	0.06	8.95
W 01038	x 3/8	50	500	0.06	8.80
W 01049	1-1/8 x 7/8	25	250	0.13	13.13
W 01050	x 3/4	25	250	0.11	14.02
W 01051	x 5/8	25	250	0.11	15.52
W 01052	x 1/2	25	250	0.11	16.03
W 01056	1-3/8 x 1-1/8	10	100	0.2	18.43
W 01058	x 7/8	10	100	0.17	18.43
W 01060	x 5/8	10	100	0.17	19.14
W 01064	1-5/8 x 1-3/8	10	100	0.23	30.52
W 01065	x 1-1/8	10	100	0.23	30.52
W 01067	x 7/8	10	100	0.24	30.52
W 01069	x 5/8	10	100	0.22	32.39
W 01073	2-1/8 x 1-5/8	-	100	0.43	47.17
W 01074	x 1-3/8	-	100	0.43	47.17
W 01075	x 1-1/8	-	100	0.46	49.74
W 01077	x 7/8	-	100	0.4	50.71
W 01079	x 5/8	-	75	0.41	52.76
W 01083	2-5/8 x 2-1/8	-	50	0.65	104.32
W 01084	x 1-5/8	-	50	0.75	106.53
W 01085	x 1-3/8	-	50	0.7	120.39
W 01086	x 1-1/8	-	50	0.71	121.15
W 01093	3-1/8 x 2-5/8	-	25	1.06	137.20
W 01094	x 2-1/8	-	25	1.1	134.40
W 01095	x 1-5/8	-	25	1.01	150.15
W 10101	3-5/8 x 3-1/8	-	25	1.22	232.21
W 10108	4-1/8 x 3-5/8	-	20	1.87	320.24
W 10109	x 3-1/8	-	20	0.76	281.54
W 10110	x 2-5/8	-	15	1.88	320.24
W 10111	x 2-1/8	-	20	1.97	307.91

CROSS

FORGED BRASS WT-603

C x C x C x C



Part	Size	Box	Ctn	Wt	List
A 01409	4-Jan	25	1,000	0.05	191.87

45° ELBOW

WE-504

C x C



Part	Size	Box	Ctn	Wt	List
W 03005	1/4	50	2,000	0.01	19.75
W 03012	3/8	50	2,800	0.01	14.75
W 03021	1/2	50	850	0.03	12.62
W 03026	5/8	50	500	0.04	4.82

45° ELBOW CONT.

Part	Size	Box	Ctn	Wt	List
W 03030	3/4	50	500	0.06	22.84
W 03034	7/8	25	250	0.09	8.43
W 03044	1-1/8	25	250	0.16	21.18
W 03050	1-3/8	10	100	0.25	28.66
W 03055	1-5/8	10	100	0.36	34.51
W 03059	2-1/8	10	50	0.6	57.63
W 03063	2-5/8	5	25	1	122.79
W 03067	3-1/8	2	20	1.53	182.26
W 03070	3-5/8	2	10	2.81	313.14
W 03073	4-1/8	-	5	3.14	388.35

45° ELBOW

STREET WE-505

FTG x C



Part	Size	Box	Ctn	Wt	List
W 03312	3/8	100	3,400	0.01	21.96
W 03321	1/2	100	1,500	0.03	17.23
W 03326	5/8	50	500	0.03	5.76
W 03330	3/4	50	500	0.06	36.34
W 03334	7/8	25	250	0.09	8.51
W 03344	1-1/8	25	250	0.15	27.98
W 03350	1-3/8	10	100	0.24	35.28
W 03355	1-5/8	10	100	0.33	43.13
W 03359	2-1/8	5	50	0.61	68.58
W 03363	2-5/8	2	20	1.05	163.01
W 03368	3-1/8	2	10	1.52	220.89
W 03373	4-1/8	-	5	3.11	1,083.83

45° ELBOW

WE-507

FTG x FTG



Part	Size	Box	Ctn	Wt	List
W 03621	1/2	50	1,700	0.02	32.71
W 03626	5/8	50	750	0.04	32.71
W 03634	7/8	25	250	0.1	36.71
W 03644	1-1/8	10	100	0.18	31.10

90° ELBOW

SHORT RADIUS WE-500

C x C



Part	Size	Box	Ctn	Wt	List
W 02003	1/4	50	2,000	0.01	7.86
W 02009	3/8	50	1,700	0.02	8.28
W 02017	1/2	50	1,000	0.03	7.86
W 02022	5/8	100	1,000	0.05	8.80
W 02028	3/4	50	500	0.08	15.95
W 02034	7/8	50	500	0.11	15.86
W 02040	1	20	200	0.22	27.00
W 02047	1-1/8	25	250	0.24	21.23
W 02084	1-3/8	10	100	0.3	21.85
W 02085	1-5/8	10	100	0.42	34.08
W 02086	2-1/8	10	50	0.76	62.12
W 02087	2-5/8	5	25	1.19	124.29
W 02088	3-1/8	5	25	1.88	166.12
W 02089	3-5/8	2	10	2.77	580.66
W 02090	4-1/8	2	10	4	425.22
W 02097	6-1/8	-	1	13.73	2,374.68

REDUCING

W 02011	3/8 x 1/4	50	750	0.02	21.65
W 02019	1/2 x 3/8	50	750	0.03	13.62
W 02023	5/8 x 1/2	50	500	0.05	21.96
W 02025	x 3/8	50	500	0.05	21.96
W 02029	3/4 x 5/8	50	500	0.06	19.88
W 02030	x 1/2	50	500	0.07	17.08
W 02035	7/8 x 3/4	50	500	0.11	14.90
W 02036	x 5/8	50	500	0.11	15.25
W 02037	x 1/2	50	500	0.11	16.79
W 02049	1-1/8 x 7/8	25	250	0.17	27.98
W 02050	x 3/4	25	250	0.16	31.92
W 02051	x 5/8	25	250	0.18	31.23
W 02052	x 1/2	25	150	0.2	32.65
W 02056	1-3/8 x 1-1/8	20	200	0.32	71.24
W 02077	1-5/8 x 1-3/8	5	100	0.33	93.64
W 02078	2-1/8 x 1-5/8	5	50	0.6	126.11

90° ELBOW

LONG RADIUS WE-500L

C x C



Part	Size	Box	Ctn	Wt	List
W 02701	3/16	50	1,000	0	17.51
W 02715	1/4	50	2,000	0.01	14.75
W 02710	5/16	50	1,700	0.01	13.78
W 02716	3/8	50	1,700	0.02	11.11

90° ELBOW CONT.

Part	Size	Box	Ctn	Wt	List
W 02717	1/2	50	500	0.04	14.01
W 02722	5/8	50	500	0.06	11.95
W 02728	3/4	50	500	0.09	12.10
W 02734	7/8	25	250	0.13	15.46
W 02747	1-1/8	10	100	0.27	24.86
W 02055	1-3/8	10	100	0.42	40.74
W 02063	1-5/8	5	50	0.6	54.70
W 02072	2-1/8	5	25	1.23	143.92
W 02082	2-5/8	5	25	2.05	227.83
W 02092	3-1/8	2	10	3.13	320.90
W 02093	3-5/8	1	5	5.53	1,155.35
W 02095	4-1/8	-	1	7.98	859.64

REDUCING

W 02711	3/8 x 1/4	50	3,000	0.01	38.72
W 02719	1/2 x 3/8	50	2,000	0.03	21.42
W 02723	5/8 x 1/2	50	1,000	0.04	32.92
W 02725	x 3/8	50	1,000	0.03	31.27
W 02735	7/8 x 3/4	25	250	0.12	37.15
W 02736	x 5/8	50	500	0.09	36.39
W 02749	1-1/8 x 7/8	10	100	0.17	55.41
W 02756	1-3/8 x 1-1/8	10	100	0.31	63.70
W 02058	x 7/8	10	100	0.37	61.71
W 02060	x 5/8	10	100	0.37	61.71
W 02064	1-5/8 x 1-3/8	5	50	0.44	99.10
W 02065	x 1-1/8	5	50	0.52	99.10
W 02067	x 7/8	5	50	0.51	99.10
W 02073	2-1/8 x 1-5/8	2	20	0.98	157.49
W 02074	x 1-3/8	2	20	0.94	161.52
W 02075	x 1-1/8	2	20	0.97	1

Copper Fittings - Wrot & Cast

90° ELBOW

**LONG RADIUS
WE-506L**

FTG x FTG



Part	Size	Box	Ctn	Wt	List
W 02650	1-3/8	5	50	0.44	76.90
W 02655	1-5/8	5	50	0.63	110.74
W 02659	2-1/8	1	10	1.23	179.67

90° ELBOW

**FORGED BRASS
WE-502**

C x F



Part	Size	Box	Ctn	Wt	List
W 02206	1/4 x 1/4	50	450	0.1	44.70
W 02207	x 1/8	50	800	0.07	44.70
W 02214	3/8 x 3/8	50	600	0.1	44.70
W 02215	x 1/4	50	450	0.09	44.70
W 02216	x 1/8	50	700	0.08	44.70
W 02225	x 3/8	25	300	0.11	44.70
W 02226	x 1/4	25	350	0.1	37.86
W 02230	5/8 x 3/4	10	150	0.29	116.70
W 02231	x 1/2	10	240	0.25	56.45
W 02232	x 3/8	10	240	0.17	56.45
W 02238	3/4 x 3/4	10	150	0.28	116.70
W 02239	x 1/2	10	140	0.26	115.78
W 02246	7/8 x 3/4	10	150	0.28	96.61
W 02247	x 1/2	10	150	0.23	99.49
W 02264	1-1/8 x 3/4	10	90	0.44	243.97

90° ELBOW

**FORGED BRASS
WE-501**

C x M



Part	Size	Box	Ctn	Wt	List
W 02106	x 1/4	50	700	0.07	42.96
W 02107	x 1/8	50	1,200	0.04	42.96
W 02113	3/8 x 1/2	25	350	0.16	57.65
W 02114	x 3/8	50	450	0.1	38.42
W 02115	x 1/4	50	800	0.06	42.96
W 02116	x 1/8	50	800	0.06	42.96
W 02123	1/2 x 3/4	10	140	0.22	101.62
W 02124	x 1/2	25	300	0.13	67.54
W 02125	x 3/8	25	400	0.1	45.23
W 02126	x 1/4	25	400	0.09	45.23
W 02130	5/8 x 3/4	10	160	0.22	101.62
W 02131	x 1/2	10	240	0.17	66.47
W 02132	x 3/8	10	240	0.16	57.65
W 02137	3/4 x 1	10	140	0.9	243.97
W 02138	x 3/4	10	210	0.22	119.20
W 02146	7/8 x 3/4	10	150	0.31	116.70
W 02147	x 1/2	15	180	0.24	101.62
W 02148	x 3/8	12	120	0.24	101.62
W 02163	1-1/8 x 1	10	90	0.45	204.16
W 02164	x 3/4	10	120	0.44	208.20

FITTING REDUCER

WC-403

FTG x C



Part	Size	Box	Ctn	Wt	List
REDUCING					
W 01302	1/4 x 1/8	50	2,000	0	5.29
W 01306	3/8 x 1/4	50	2,000	0.01	5.60
W 01312	1/2 x 3/8	50	2,000	0.02	5.79
W 01314	x 1/4	50	2,800	0.01	7.12
W 01315	5/8 x 1/2	50	750	0.03	4.70
W 01317	x 3/8	50	1,700	0.02	5.20
W 01320	3/4 x 5/8	100	1,000	0.04	11.27
W 01321	x 1/2	100	900	0.04	11.40
W 01322	x 3/8	100	900	0.04	11.98
W 01325	7/8 x 3/4	50	500	0.06	7.18
W 01326	x 5/8	50	500	0.06	7.08
W 01327	x 1/2	50	500	0.06	9.29
W 01337	1-1/8 x 7/8	25	250	0.11	10.91
W 01338	x 3/4	25	250	0.1	13.23
W 01339	x 5/8	25	250	0.1	14.22
W 01340	x 1/2	20	200	0.1	13.45
W 01343	1-3/8 x 1-1/8	10	100	0.17	20.10
W 01345	x 7/8	10	100	0.17	20.10
W 01347	x 5/8	10	100	0.16	20.10
W 01350	1-5/8 x 1-3/8	10	100	0.23	26.20
W 01351	x 1-1/8	10	100	0.24	26.20
W 01353	x 7/8	10	100	0.23	26.20
W 01355	x 5/8	10	100	0.22	26.20
W 01358	2-1/8 x 1-5/8	-	100	0.44	49.35
W 01359	x 1-3/8	-	100	0.43	49.35
W 01360	x 1-1/8	-	100	0.45	52.00
W 01362	x 7/8	-	100	0.43	52.00
W 01364	x 5/8	-	100	0.42	55.20

FITTING REDUCER CONT.

Part	Size	Box	Ctn	Wt	List
W 01367	2-5/8 x 2-1/8	-	50	0.62	98.23
W 01368	x 1-5/8	-	50	0.57	100.29
W 01369	x 1-3/8	-	50	0.62	102.12
W 01370	x 1-1/8	-	50	0.63	114.29
W 01376	3-1/8 x 2-5/8	-	25	1	126.11
W 01377	x 2-1/8	-	25	0.89	123.33
W 01378	x 1-5/8	-	50	0.92	137.82
W 01379	x 1-3/8	-	50	1.01	134.75
W 01381	3-5/8 x 3-1/8	-	20	1.28	179.48
W 01382	x 2-5/8	-	20	1.37	179.48
W 01383	x 2-1/8	-	20	1.47	179.48
W 01386	4-1/8 x 3-5/8	-	20	1.74	262.04
W 01387	x 3-1/8	-	15	1.77	265.25
W 01388	x 2-5/8	-	15	1.83	275.82
W 01389	x 2-1/8	-	15	1.86	290.38

HANGER

**HI-EAR
W-124**

C



Part	Size	Box	Ctn	Wt	List
A 03167	5/8	100	10,000	0.03	12.78
A 03168	7/8	25	500	0.04	18.86
A 03171	1-1/8	25	250	0.04	23.68

P-TRAP

**SUCTION LINE
WE-554P**

C x C



Part	Size	Box	Ctn	Wt	List
W 60999	5/8	10	50	0.38	79.17
W 61008	3/4	10	50	0.51	117.99
W 61000	7/8	5	25	0.63	88.07
W 61001	1-1/8	3	15	0.87	133.83
W 61002	1-3/8	4	20	1.16	243.29
W 61003	1-5/8	4	4	2.28	369.39
W 61009	2-1/8	-	3	3.87	756.21

P-TRAP

**SUCTION LINE
LONG RADIUS
WE-554PL**

C x C



Part	Size	Box	Ctn	Wt	List
W 60998	5/8	30	150	0.15	53.02
W 60997	3/4	20	100	0.3	98.53
W 60996	7/8	15	75	0.36	82.91
W 60995	1-1/8	15	75	0.58	126.00
W 60994	1-3/8	5	25	0.97	225.79
W 60993	1-5/8	-	5	1.84	333.13
W 60992	2-1/8	-	3	3.61	723.62

PLUG

FITTING

FTG



(SIZES 1/8 THRU 1 1/2 BRASS ROD)

Part	Size	Box	Ctn	Wt	List
A 01402	1/4	50	500	0.01	20.62
A 01422	3/8	100	4,000	0.01	20.62
A 01392	1/2	50	2,000	0.02	24.27
A 01504	5/8	50	1,200	0.03	32.74
A 02273	3/4	10	560	0.05	22.79
A 01529	7/8	50	600	0.07	24.03
A 01556	1-1/8	25	375	0.12	42.58
A 01590	1-3/8	15	180	0.2	56.12
A 01628	1-5/8	10	120	0.28	75.60

RETURN BEND

WE-512

C x C



Part	Size	Box	Ctn	Wt	List
W 06025	3/8 x 4-1/2	25	150	0.1	17.83
W 06020	x 1-1/2	25	850	0.02	10.16
W 06048	1/2 x 6	-	100	0.21	27.46
W 06045	x 4	-	200	0.14	12.93
W 06041	x 3	25	250	0.11	12.59
W 06036	x 2	50	300	0.06	13.17
W 06035	x 12-9/32	50	300	0.08	12.59
W 06032	x 1-1/2	50	500	0.06	13.59
W 06069	5/8 x 6	5	30	0.3	33.33
W 06062	x 3-3/8	10	100	0.18	39.27
W 06060	x 3	25	150	0.16	22.25
W 06058	x 2-1/2	25	250	0.14	22.25
W 06056	x 2-1/4	25	250	0.13	42.26
W 06053	x 1-7/8	25	250	0.11	22.21

RETURN BEND CONT.

Part	Size	Box	Ctn	Wt	List
W 06051	x 19/16	25	250	0.1	35.77
W 06084	3/4 x 4	-	120	0.25	46.07
W 06081	x 3-3/8	10	90	0.24	46.07
W 06077	x 2-1/2	10	100	0.17	47.51
W 06074	x 2-1/8	10	100	0.16	52.01
W 06073	x 2	10	100	0.15	52.01
W 06099	7/8 x 12	-	15	0.88	77.22
W 06095	x 3-3/8	10	100	0.29	54.70
W 06092	x 2-1/2	10	100	0.23	39.23
W 06111	1-1/8 x 3-1/4	5	50	0.49	97.88
W 06110	x 3	5	50	0.47	85.13
W 06121	1-3/8 x 3-3/4	5	50	0.65	145.76
W 06131	1-5/8 x 4-1/2	5	25	1	175.77
W 06140	2-1/8 x 5-1/2	5	25	1.92	458.67

TEE

Copper Fittings - Wrot & Cast

TEE CONT.

Part	Size	Box	Ctn	Wt	List
W 04044	x 1/2	25	250	0.12	21.50
W 04045	x 3/8	25	225	0.15	21.50
W 40230	x 1/2 x 7/8	25	250	0.19	24.72
W 40231	x 5/8	25	250	0.17	19.75
W 40232	x 1/2	25	250	0.12	23.97
W 40101	1-1/8x1-5/8	5	50	0.47	105.51
W 04082	x 1-3/8	5	50	0.31	74.59
W 04049	x 7/8	10	100	0.24	33.54
W 04050	x 3/4	10	100	0.27	49.46
W 04051	x 5/8	10	100	0.21	33.54
W 04052	x 1/2	10	100	0.19	41.08
W 04055	x 7/8x1-1/8	10	100	0.3	39.87
W 04056	x 7/8	10	100	0.25	39.87
W 04057	x 3/4	10	90	0.43	45.96
W 04058	x 5/8	10	100	0.23	39.87
W 04059	x 1/2	10	100	0.21	97.07
W 40233	x 3/4x11/8	10	100	0.33	41.85
W 40234	x 7/8	10	90	0.3	46.03
W 40235	x 3/4	10	100	0.31	46.03
W 40236	x 5/8	10	90	0.35	46.03
W 04061	x 5/8x1-1/8	10	100	0.3	39.87
W 04062	x 7/8	10	100	0.28	41.99
W 04063	x 5/8	10	100	0.21	39.87
W 40122	1-3/8x1-3/8x2-1/8	2	20	0.89	219.82
W 40100	x 1-5/8	5	50	0.49	106.93
W 04069	x 1-1/8	5	50	0.41	49.35
W 04070	x 7/8	5	50	0.35	49.35
W 04071	x 5/8	5	50	0.32	49.35
W 04072	x 1/2	5	50	0.29	57.42
W 04073	x 1-1/8 x 1-3/8	5	50	0.48	64.85
W 04074	x 1-1/8	5	50	0.46	63.36
W 04075	x 7/8	5	50	0.38	63.36
W 04076	x 5/8	5	50	0.36	64.85
W 04078	x 7/8 x 1-3/8	5	50	0.45	63.36
W 04079	x 1-1/8	5	50	0.46	68.23
W 04080	x 7/8	5	50	0.37	63.36
W 04081	x 5/8	5	50	0.34	70.83
W 04083	x 5/8 x 1-3/8	5	50	0.57	64.85
W 40121	1-5/8x1-5/8x2-1/8	2	20	1.21	204.60
W 04085	x 1-3/8	5	50	0.57	52.40
W 04086	x 1-1/8	5	50	0.52	52.40
W 04087	x 7/8	5	50	0.47	52.40
W 04088	x 5/8	5	50	0.42	52.40
W 04089	x 1/2	5	50	0.41	60.38
W 04090	x 1-3/8x1-5/8	5	50	0.68	111.61
W 04091	x 1-3/8	5	50	0.69	107.24
W 04092	x 1-1/8	5	50	0.57	105.12
W 04093	x 7/8	5	50	0.57	107.24
W 04094	x 5/8	5	50	0.45	111.61
W 04095	x 1-1/8x1-5/8	5	50	0.68	107.24
W 04096	x 1-3/8	5	50	0.65	111.61
W 04097	x 1-1/8	5	50	0.61	105.12
W 04098	x 7/8	5	50	0.56	107.25
W 40237	x 5/8	5	30	0.45	111.61
W 04099	x 7/8 x 1-5/8	5	50	0.67	105.12
W 40239	x 1-3/8	5	50	0.75	115.30
W 40240	x 1-1/8	5	50	0.52	111.61
W 40238	x 7/8	5	50	0.55	111.61
W 40243	x 5/8	5	50	0.47	117.54
W 40244	x 5/8 x 15/8	5	50	0.66	107.47
W 40153	2-1/8x2-1/8x3-1/8	1	10	2.55	675.54
W 40144	x 2-5/8	1	10	1.46	408.52
W 40103	x 1-5/8	5	50	0.99	85.50
W 40104	x 1-3/8	5	50	0.85	94.92
W 40105	x 1-1/8	5	50	0.88	85.50
W 40106	x 7/8	5	50	0.83	82.93
W 40107	x 5/8	5	50	0.67	82.93
W 40108	x 1/2	2	20	0.68	95.84
W 40109	x 1-5/8x2-1/8	2	20	1.31	142.76
W 40110	x 1-5/8	2	20	1.15	139.76
W 40111	x 1-3/8	2	20	0.86	154.84
W 40112	x 1-1/8	2	20	1.06	142.76
W 40113	x 7/8	2	20	0.75	142.76
W 40114	x 5/8	5	50	0.77	147.47
W 40115	x 1-3/8x2-1/8	2	20	1.3	148.45
W 40116	x 1-5/8	2	20	1.14	153.42
W 40117	x 1-3/8	2	20	1.09	154.84
W 40118	x 1-1/8	2	20	0.95	153.42
W 40119	x 7/8	5	50	0.76	153.42
W 40120	x 5/8	5	20	0.78	153.42
W 40245	x 1-1/8x2-1/8	5	25	1.64	142.76
W 40247	x 1-1/8	5	50	1.06	142.76
W 40248	x 7/8 x 2-1/8	5	25	1.71	142.76
W 40249	x 5/8 x 2-1/8	5	25	1.66	142.76
W 40124	2-5/8x2-5/8x2-1/8	2	20	1.59	258.25
W 40125	x 1-5/8	2	20	1.49	258.25
W 40126	x 1-3/8	2	20	1.87	258.25
W 40127	x 1-1/8	2	20	1.83	258.25

TEE CONT.

Part	Size	Box	Ctn	Wt	List
W 40128	x 7/8	1	10	1.83	252.75
W 40129	x 5/8	1	10	2.05	258.25
W 40130	x 21/8x2-5/8	4	20	2.3	334.18
W 40131	x2-1/8	2	20	1.84	323.35
W 40132	x 1-5/8	4	20	2.09	334.87
W 40133	x 1-3/8	4	20	2.12	348.20
W 40134	x 1-1/8	4	20	2.1	348.20
W 40135	x 7/8	4	20	2.06	348.20
W 40136	x 5/8	4	20	2.2	348.20
W 40137	x 1-5/8x2-5/8	4	20	2.32	348.20
W 40138	x 2-1/8	4	20	1.84	402.76
W 40139	x 1-5/8	4	20	2.11	402.76
W 40140	x 1-3/8	4	20	2.17	351.93
W 40141	x 1-1/8	4	20	1.83	379.72
W 40142	x 7/8	4	20	2.36	379.72
W 40143	x 5/8	4	20	2.36	379.72
W 40220	x 1-3/8x2-5/8	4	20	2.35	368.32
W 40250	x 2-1/8	4	20	1.82	368.30
W 40251	x 1-5/8	4	20	2.47	366.43
W 40252	x 1-3/8	4	20	1.96	366.43
W 40253	x 1-1/8	4	20	2.47	366.43
W 40254	x 7/8	4	20	2.18	366.43
W 40255	x 5/8	4	20	2.47	366.43
W 40221	x 1-1/8x2-5/8	4	20	2.39	368.32
W 40256	x 2-1/8	4	20	1.97	366.43
W 40257	x 1-5/8	4	20	2.15	366.43
W 40258	x 1-3/8	4	20	2.04	366.43
W 40259	x 1-1/8	4	20	2.27	366.43
W 40222	x 7/8x2-5/8	4	20	2.41	354.89
W 40151	3-1/8x3-1/8x2-5/8	2	10	2.45	311.14
W 40150	x 2-1/8	2	20	2.3	284.42
W 40149	x 1-5/8	2	10	2.18	284.42
W 40148	x 1-3/8	2	10	2.38	284.42
W 40147	x 1-1/8	2	20	1.96	284.42
W 40146	x 7/8	2	20	1.49	284.42
W 40145	x 5/8	2	20	1.38	284.42
W 40159	x 2-5/8x3-1/8	2	10	2.96	492.22
W 40158	x 2-5/8	2	10	4.52	475.46
W 40157	x 2-1/8	2	10	2.68	475.46
W 40156	x 1-5/8	2	10	2.63	583.10
W 40155	x 1-3/8	2	10	2.62	480.51
W 40154	x 1-1/8	2	20	2.02	685.96
W 40167	x 2-1/8x3-1/8	2	10	3.07	492.22
W 40165	x 2-5/8	2	10	4.64	518.09
W 40164	x 2-1/8	2	10	2.75	464.33
W 40163	x 1-5/8	2	10	2.57	685.96
W 40162	x 1-3/8	2	10	2.61	685.96
W 40161	x 1-1/8	2	20	2.04	685.96
W 40174	x 1-5/8x3-1/8	2	10	2.97	475.46
W 40181	x 1-3/8x3-1/8	2	10	3.14	519.47
W 40178	x 1-1/8x3-1/8	2	10	3.02	519.47
W 40179	x 7/8x3-1/8	2	10	3.03	505.75
W 40198	4-1/8x4-1/8x3-1/8	1	5	4.94	581.37
W 40197	x 2-5/8	1	5	5.16	629.42
W 40196	x 2-1/8	1	10	4.52	552.35
W 40195	x 1-5/8	1	10	4.47	522.23
W 40194	x 1-3/8	1	10	4.55	546.87
W 40193	x 1-1/8	1	10	3.05	522.23
W 40192	x 7/8	1	10	2.89	591.97
W 40191	x 5/8	1	10	2.89	577.21
W 40208	x 3-1/8x4-1/8	1	5	8.66	1,091.40
W 40206	x 3-1/8	1	5	5.12	1,052.85
W 40205	x 2-5/8	1	5	5.61	1,148.88
W 40204	x 2-1/8	1	5	4.76	1,091.40
W 40212	x 2-5/8x4-1/8	1	5	7.79	1,091.40
W 40216	x 2-1/8x4-1/8	1	5	8.95	1,091.40
W 40215	x 1-5/8x4-1/8	1	5	8.51	1,091.40
W 40214	4-1/8x1-3/8x4-1/8	1	5	8.57	1,091.40
W 40213	x 1-1/8x4-1/8	1	5	9.33	1,091.40
W 40503	6-1/8x6-1/8x3-1/8	-	1	11	3,660.78
W 40504	x 2-5/8	-	1	11.1	3,477.79
W 40505	x 2-1/8	-	1	9.54	3,477.79

TEE

FORGED BRASS TEE CONT.

Part	Size	Box	Ctn	Wt	List
W 04208	1/4x1/4x1/4	50	450	0.09	87.20
W 04209	x 1/8	50	1,200	0.04	87.20
W 04228	3/8x3/8x3/8	25	350	0.15	115.78
W 04229	x 1/4	25	400	0.1	87.20
W 04230	x 1/8	10	400	0.11	87.20
W 04259	1/2x1/2x3/8	10	240	0.15	125.54
W 04283	5/8x5/8x1/2	10	150	0.33	147.11

TEE

FITTING WT-600F

C x FTG x C



Part	Size	Box	Ctn	Wt	List
W 04106	5/8	50	300	0.1	17.32
W 04131	7/8	25	150	0.19	27.03

UNION

WC-407

C x C



Part	Size	Box	Ctn	Wt	List
W 08001	3/8	25	250	0.12	47.36
W 08002	1/2	25	250	0.11	49.78
W 08003	5/8	25	250	0.16	28.62
W 08004	7/8	25	150	0.37	35.98
W 08005	1-1/8	10	100	0.52	60.55

COPPER TUBE STRAP

2-HOLE WS-1100



Part	Size	Box	Ctn	Wt	List
A 01203	1/4	100	4,000	0.01	1.43
A 01278	3/8	100	5,600	0.01	1.43
A 01366	1/2	100	3,400	0.01	1.46
A 02529	5/8	100	1,500	0.01	1.50
A 01467	3/4	100	2,000	0.01	1.46