

The issuance of this price list is not an offer to sell the goods listed herein at the prices stated.

SOLDER JOINT PRESSURE FITTINGS

ADAPTER

FEMALE WC-402 **C x F** 

Part	Size	Box	Ctn	Wt	List
W 01207	1/8	100	1500	0.04	28.93
W 01215	1/4	50	750	0.04	24.87
W 01225	3/8	50	750	0.07	25.49
WB01231	1/2	50	500	0.10	12.17
WB01246	3/4	25	250	0.14	16.72
WB01263	1	10	100	0.25	38.63
W 01271	1-1/4	10	100	0.45	56.54
W 01279	1-1/2	10	100	0.53	88.45
W 01287	2	-	50	0.57	120.11
W 01296	2-1/2	-	25	1.22	437.42
W 01297	3	-	15	1.83	663.18

REDUCING

W 01204	1/8 x 1/2	100	300	0.10	22.13
W 01205	x 3/8	100	700	0.05	23.75
W 01206	x 1/4	100	900	0.04	30.15
W 01214	1/4 x 3/8	50	750	0.06	23.72
W 01216	x 1/8	100	1500	0.03	27.61
W 01223	3/8 x 3/4	50	300	0.16	31.9
W 01224	x 1/2	50	500	0.10	24.87
W 01226	x 1/4	50	750	0.06	22
WB01230	1/2 x 3/4	25	250	0.16	26.38
W 01232	x 3/8	50	500	0.07	18.95
W 01233	x 1/4	50	500	0.06	18.95
W 01238	5/8 x 3/4	50	500	0.15	28.83
W 01239	x 1/2	50	500	0.09	36.68
W 01245	3/4 x 1	25	250	0.27	56.54
W 01247	x 1/2	25	250	0.11	26.38
W 01261	1 x 1-1/4	10	100	0.28	101.61
W 01264	x 3/4	25	250	0.22	56.54
W 01265	x 1/2	200	200	0.25	70.73
W 01270	1-1/4 x 1-1/2	10	100	0.50	120.78
W 01272	x 1	100	100	0.33	119.52
W 01278	1-1/2 x 2	-	60	0.74	224.51
W 01280	x 1-1/4	5	50	0.39	131.43
W 01288	2 x 1-1/2	5	50	0.74	195.49

ADAPTER

FITTING WC-405 **FTG x F** 

Part	Size	Box	Ctn	Wt	List
W 01525	3/8	50	750	0.05	33.38
W 01531	1/2	50	450	0.11	24.27
W 01546	3/4	25	250	0.17	31.35
W 01563	1	25	250	0.24	56
W 01571	1-1/4	10	100	0.40	90.52
W 01579	1-1/2	10	100	0.46	118.84
W 01587	2	-	50	0.65	157.92
W 01596	2-1/2	-	25	1.20	851.59

REDUCING

W 01514	1/4 x 3/8	50	750	0.06	37.15
W 01524	3/8 x 1/2	50	350	0.10	35.78
W 01526	x 1/4	50	750	0.06	84.32
W 01532	1/2 x 3/8	50	750	0.07	32.75
W 01547	3/4 x 1/2	50	500	0.11	63.36
W 01564	1 x 3/4	25	250	0.18	123.66

ADAPTER

MALE WC-401 **C x M** 

Part	Size	Box	Ctn	Wt	List
W 01107	1/8	50	2400	0.02	48.57
W 01115	1/4	50	1200	0.03	38.15
W 01125	3/8	50	500	0.06	18.95
WB01131	1/2	50	500	0.06	7.65
WB01146	3/4	25	250	0.13	12.87
WB01163	1	10	100	0.24	33.25
W 01171	1-1/4	10	100	0.41	49.24
W 01179	1-1/2	10	100	0.51	56.54
W 01187	2	5	50	0.57	95.73
W 01196	2-1/2	-	20	1.26	366.66
W 01199	3	-	20	1.70	485.1
W 01150	4	-	16	3.71	657.3

REDUCING

W 01105	1/8 x 3/8	50	750	0.06	44.61
W 01106	x 1/4	50	1200	0.03	34.55
W 01113	1/4 x 1/2	50	500	0.08	22.37
W 01114	x 3/8	50	750	0.06	45.73
W 01116	x 1/8	50	2000	0.02	32.85
W 01123	3/8 x 3/4	25	250	0.17	27.58
W 01124	x 1/2	50	500	0.09	25.79
W 01126	x 1/4	50	750	0.05	44.70

ADAPTER (CONT.)

W 01129	1/2 x 1	15	150	0.30	50.23
WB01130	x 3/4	25	250	0.17	22.37
W 01132	x 3/8	50	500	0.07	19.58
W 01133	x 1/4	25	600	0.06	23.57
W 01138	5/8 x 3/4	25	250	0.14	28.83
W 01139	x 1/2	25	250	0.12	43.29
W 01145	3/4 x 1	10	100	0.29	49.24
W 01147	x 1/2	25	250	0.12	22.37
W 01161	1 x 1-1/2	10	100	0.48	136.25
W 01162	x 1-1/4	10	100	0.39	72.34
W 01164	x 3/4	10	100	0.17	49.24
W 01165	x 1/2	10	100	0.18	61.43
W 01170	1-1/4 x 1-1/2	10	100	0.48	114.98
W 01172	x 1	10	100	0.24	73.53
W 01173	x 3/4	10	100	0.21	84.78
W 01178	1-1/2 x 2	-	50	0.78	214.64
W 01180	x 1-1/4	10	100	0.37	114.49
W 01181	x 1	10	100	0.38	135.98
W 01188	2 x 1-1/2	-	50	0.64	221.29
W 01189	x 1-1/4	-	50	0.57	221.29
W 01197	2-1/2 x 2	-	20	0.98	618.71
W 01198	x 1-1/2	-	22	0.98	631.30

ADAPTER

FITTING WC-404 **FTG x M** 

Part	Size	Box	Ctn	Wt	List
W 01425	3/8	50	750	0.05	32.74
W 01431	1/2	50	500	0.09	33.87
W 01446	3/4	50	500	0.15	43.60
W 01463	1	25	250	0.23	55.42
W 01471	1-1/4	10	100	0.41	171.28
W 01479	1-1/2	10	100	0.49	207.52
W 01487	2	-	50	0.76	335.43
W 01496	2-1/2	-	20	1.95	732.25

REDUCING

W 01432	1/2 x 3/8	50	750	0.06	78.29
W 01447	3/4 x 1/2	50	500	0.13	81.68
W 01464	1 x 3/4	25	250	0.19	90.66

AIR CHAMBER

WA-515 **FTG** 

Part	Size	Box	Ctn	Wt	List
W 06000	1/2 x 6	-	100	0.22	31.99
W 06001	x 12	-	50	0.42	48.02
W 06002	3/4 x 12	-	72	0.41	59.35

BUSHING

FLUSH WC-106 **FTG** 


Part	Size	Box	Ctn	Wt	List
W 01706	1/4 x 1/8	100	4000	0.01	6.40
W 01712	3/8 x 1/4	100	3400	0.01	6.33
W 01714	x 1/8	100	2400	0.02	7.23
W 01715	1/2 x 3/8	100	1500	0.02	7.62
W 01717	x 1/4	100	1500	0.04	8.68
W 01720	5/8 x 1/2	50	750	0.03	9.28
W 01721	x 3/8	50	750	0.06	11.30
W 01722	x 1/4	50	750	0.08	10.50
W 01725	3/4 x 5/8	50	500	0.04	14.79
W 01726	x 1/2	50	500	0.07	14.17
W 01727	x 3/8	50	500	0.11	16.08
W 01737	1 x 3/4	50	500	0.12	21.70
W 01738	x 5/8	50	500	0.18	25.08
W 01739	x 1/2	25	250	0.22	24.43
W 01743	1-1/4 x 1	10	200	0.16	26.93
W 01745	x 3/4	10	200	0.30	33.55
W 01750	1-1/2 x 1-1/4	10	100	0.22	35.43
W 01751	x 1	10	100	0.41	38.09
W 01758	2 x 1-1/2	10	100	0.68	101.61
W 01759	x 1-1/4	5	50	0.94	114.92
W 01767	2-1/2 x 2	-	50	0.92	659.42

BUSHING

FLUSH WC-417 (BRASS) **FTG X F** 


Part	Size	Box	Ctn	Wt	List
A 07813	1/2 x 1/4	50	1200	0.02	22.43
A 07812	x 1/8	100	1600	0.04	21.36
A 07814	3/4 x 3/8	50	450	0.08	51.92
A 07815	1 x 1/2	50	300	0.17	79.10
A 07816	1-1/4 x 3/4	10	160	0.25	135.16
A 07817	1-1/2 x 1	10	90	0.34	141.70
A 07819	2 x 1-1/2	10	90	0.48	155.18

CAP

WC-415 **C** 

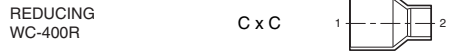
Part	Size	Box	Ctn	Wt	List
W 07002	1/8	50	2000	-	5.40
W 07004	1/4	50	2000	0.01	3.37
W 07006	3/8	50	1000	0.01	5.35
WB07007	1/2	50	1000	0.02	2.67
W 07008	5/8	50	2000	0.03	6.38
WB07009	3/4	25	1000	0.04	4.97
WB07011	1	10	500	0.08	11.77
W 07012	1-1/4	25	250	0.11	15.75
W 07013	1-1/2	25	250	0.18	23.07
W 07014	2	-	100	0.30	42.53
W 07015	2-1/2	-	50	0.48	135.82
W 07016	3	-	50	0.73	186.14
W 07017	3-1/2	-	25	1.15	553.50
W 07018	4	-	20	1.50	351.10

COUPLING

NO STOP WC-400NS **C x C** 

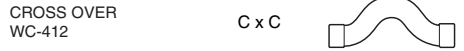
Part	Size	Box	Ctn	Wt	List
W 01900	1/8	100	4000	-	5.42
W 01901	1/4	50	2000	0.01	2.21
W 01902	3/8	50	1700	0.01	7.62
W 01903	1/2	100	1000	0.03	3.66
W 01904	5/8	25	375	0.04	10.97
W 01905	3/4	50	500	0.06	7.62
W 01906	1	25	250	0.11	16.08
W 01907	1-1/4	25	250	0.15	24.26
W 01908	1-1/2	10	100	0.25</	

COUPLING



Part	Size	Box	Ctn	Wt	List
W 01011	1/4 x 1/8	50	2000	0.01	18.16
W 01019	3/8 x 1/4	50	1700	0.01	5.95
W 01021	x 1/8	50	1200	0.02	8.00
W 01023	1/2 x 3/8	100	1000	0.03	5.80
W 01025	x 1/4	100	1000	0.03	7.04
W 01027	x 1/8	100	1000	0.03	7.79
W 01029	5/8 x 1/2	100	600	0.05	14.17
W 01030	x 3/8	100	600	0.04	17.52
W 01031	x 1/4	100	600	0.04	15.50
W 01035	3/4 x 5/8	100	1000	0.06	10.02
WB01036	x 1/2	25	500	0.08	9.89
W 01037	x 3/8	50	500	0.06	12.50
W 01038	x 1/4	50	500	0.06	12.28
W 01049	1 x 3/4	25	250	0.13	18.33
W 01050	x 5/8	25	250	0.11	19.58
W 01051	x 1/2	25	250	0.11	21.66
W 01052	x 3/8	25	250	0.11	22.37
W 01056	1-1/4 x 1	10	100	0.20	25.72
W 01058	x 3/4	10	100	0.17	25.72
W 01060	x 1/2	10	100	0.17	26.72
W 01064	1-1/2 x 1-1/4	10	100	0.23	42.59
W 01065	x 1	10	100	0.23	42.59
W 01067	x 3/4	10	100	0.24	42.59
W 01069	x 1/2	10	100	0.22	45.22
W 01073	2 x 1-1/2	-	100	0.43	65.85
W 01074	x 1-1/4	-	100	0.43	65.85
W 01075	x 1	-	100	0.46	69.43
W 01077	x 3/4	-	100	0.40	70.78
W 01079	x 1/2	-	75	0.41	73.65
W 01083	2-1/2 x 2	-	50	0.65	145.62
W 01084	x 1-1/2	-	50	0.75	148.70
W 01085	x 1-1/4	-	50	0.70	168.05
W 01086	x 1	-	50	0.71	169.11
W 01093	3 x 2-1/2	-	25	1.06	191.52
W 01094	x 2	-	25	1.10	187.61
W 01095	x 1-1/2	-	25	1.01	209.60
W 10101	3-1/2 x 3	-	25	1.22	324.14
W 10108	4 x 3-1/2	-	20	1.87	447.02
W 10109	x 3	-	20	0.76	392.99
W 10110	x 2-1/2	-	15	1.88	447.02
W 10111	x 2	-	20	1.97	429.79
W 10116	5 x 4	-	1	3.31	1639.36
W 10123	6 x 4	-	1	4.82	2539.66
W 10124	x 3	-	1	4.85	2539.66

COUPLING



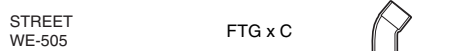
Part	Size	Box	Ctn	Wt	List
A 02535	1/2	5	100	0.12	61.77
A 02583	3/4	5	50	0.26	233.68

45° ELBOW



Part	Size	Box	Ctn	Wt	List
W 03005	1/8	50	2000	0.01	27.58
W 03012	1/4	50	2800	0.01	20.58
W 03021	3/8	50	850	0.03	17.62
WB03026	1/2	50	500	0.04	6.74
W 03030	5/8	50	500	0.06	31.89
WB03034	3/4	25	250	0.09	11.77
WB03044	1	10	200	0.16	29.57
W 03050	1-1/4	10	100	0.25	40.00
W 03055	1-1/2	10	100	0.36	48.17
W 03059	2	10	50	0.60	80.45
W 03063	2-1/2	5	25	1.00	171.41
W 03067	3	2	20	1.53	254.42
W 03070	3-1/2	2	10	2.81	437.11
W 03073	4	-	5	3.14	542.10
W 03074	5	-	1	6.56	2099.77
W 03075	6	-	1	10.64	3309.84

45° ELBOW



Part	Size	Box	Ctn	Wt	List
W 03312	1/4	100	3400	0.01	30.66
W 03321	3/8	100	1500	0.03	24.05
WB03326	1/2	50	500	0.03	8.03
W 03330	5/8	50	500	0.06	50.72
WB03334	3/4	25	250	0.09	11.87
W 03344	1	25	250	0.15	39.04
W 03350	1-1/4	10	100	0.24	49.24
W 03355	1-1/2	10	100	0.33	60.21
W 03359	2	5	50	0.61	95.73
W 03363	2-1/2	2	20	1.05	227.54
W 03368	3	2	10	1.52	308.34
W 03373	4	-	5	3.11	1512.90

45° ELBOW



Part	Size	Box	Ctn	Wt	List
W 03621	3/8	50	1700	0.02	45.65
W 03626	1/2	50	750	0.04	45.65
W 03634	3/4	25	250	0.10	51.24
W 03644	1	10	100	0.18	43.40

90° ELBOW



Part	Size	Box	Ctn	Wt	List
W 02003	1/8	50	2000	0.01	10.97
W 02009	1/4	50	1700	0.02	11.55
W 01617	3/8	50	750	0.03	10.97
WB01622	1/2	50	500	0.04	3.66
W 02028	5/8	50	500	0.08	22.27
WB01634	3/4	25	250	0.09	8.23
WB01647	1	10	100	0.18	20.20
W 02084	1-1/4	10	100	0.30	30.51
W 02085	1-1/2	10	100	0.42	47.57
W 02086	2	10	50	0.76	86.71
W 02087	2-1/2	5	25	1.19	173.50
W 02088	3	5	25	1.88	231.89
W 02089	3-1/2	2	10	2.77	810.52
W 02090	4	2	10	4.00	593.57
W 02096	5	-	1	8.59	2486.03
W 02097	6	-	1	13.73	3314.77
W 02099	8	-	1	27.00	12269.99

REDUCING

Part	Size	Box	Ctn	Wt	List
W 02011	1/4 x 1/8	50	750	0.02	30.22
W 02019	3/8 x 1/4	50	750	0.03	19.01
W 02023	1/2 x 3/8	50	500	0.05	30.66
W 02025	x 1/4	50	500	0.05	30.66
W 02029	5/8 x 1/2	50	500	0.06	27.75
W 02030	x 3/8	50	500	0.07	23.84
W 02035	3/4 x 5/8	50	500	0.11	20.80
W 02036	x 1/2	50	500	0.11	21.29
W 02037	x 3/8	50	500	0.11	23.45
W 02049	1 x 3/4	25	250	0.17	39.04
W 02050	x 5/8	25	250	0.16	44.57
W 02051	x 1/2	25	250	0.18	43.60
W 02052	x 3/8	25	150	0.20	45.58
W 02056	1-1/4 x 1	20	200	0.32	99.43
W 02077	1-1/2 x 1-1/4	5	100	0.33	130.71
W 02078	2 x 1-1/2	5	50	0.60	176.04

90° ELBOW



Part	Size	Box	Ctn	Wt	List
W 02715	1/8	50	2000	0.01	20.58
W 02716	1/4	50	1700	0.02	15.51
W 02717	3/8	50	500	0.04	19.55
W 02722	1/2	50	500	0.06	16.68
W 02728	5/8	50	500	0.09	16.88
W 02734	3/4	25	250	0.13	21.58
W 02747	1	10	100	0.27	34.70
W 02055	1-1/4	10	100	0.42	56.87
W 02063	1-1/2	5	50	0.60	76.36
W 02072	2	5	25	1.23	200.89
W 02082	2-1/2	5	25	2.05	318.02
W 02092	3	2	10	3.13	447.93
W 02093	3-1/2	1	5	5.53	1612.74
W 02095	4	-	1	7.98	1199.96

REDUCING

Part	Size	Box	Ctn	Wt	List
W 02711	1/4 x 1/8	50	3000	0.01	54.05
W 02723	1/2 x 3/8	50	1000	0.04	45.95
W 02725	x 1/4	50	1000	0.03	43.65
W 02735	3/4 x 5/8	25	250	0.12	51.86
W 02736	x 1/2	50	500	0.09	50.79
W 02749	1 x 3/4	10	100	0.17	77.35
W 02756	1-1/4 x 1	10	100	0.31	88.91
W 02058	x 3/4	10	100	0.37	86.14
W 02060	x 1/2	10	100	0.37	86.14
W 02064	1-1/2 x 1-1/4	5	50	0.44	138.34
W 02065	x 1	5	50	0.52	138.34
W 02067	x 3/4	5	50	0.51	138.34
W 02073	2 x 1-1/2	2	20	0.98	219.84
W 02074	x 1-1/4	2	20	0.94	225.47
W 02075	x 1	2	20	0.97	225.47

90° ELBOW



Part	Size	Box	Ctn	Wt	List
W 02305	1/8	50	2000	0.01	20.53
W 02312	1/4	50	1700	0.02	20.24
W 02321	3/8	50	750	0.03	13.97
WB01652	1/2	50	500	0.04	5.61
W 02330	5/8	25	250	0.09	23.00
WB01654	3/4	25	250	0.10	11.87
W 02334	3/4	25	250	0.11	25.24
WB02344	1	10	100	0.22	30.70
W 02384	1-1/4	25	125	0.29	46.52
W 02385	1-1/2	10	100	0.44	60.95
W 02386	2	10	50	0.77	132.75
W 02387	2-1/2	5	25	1.23	226.60
W 02388	3	2	20	1.94	337.87
W 02389	3-1/2	1	10	2.78	1306.85
W 02390	4	2	10	4.03	776.25

90° ELBOW



Part	Size	Box	Ctn	Wt	List
W 02809	1/4	50	1700	0.02	18.35
W 02817	3/8	50	500	0.04	35.89
W 02822	1/2	50	500	0.06	25.09
W 02828	5/8	25	250	0.09	29.65
W 02834	3/4	25	250	0.13	29.97
W 02847	1	10	100	0.26	51.05
W 02350	1-1/4	10	100	0.42	75.33
W 02355	1-1/2	5	50	0.60	107.49
W 02359	2	5	25	1.23	175.24
W 02363	2-1/2	5	25	2.08	337.87
W 02368	3	2	10	3.12	542.07
W 02393	3-1/2	1	5	5.52	1897.95
W 02395	4	-	1	8.07	1716.76

90° ELBOW



Part	Size	Box	Ctn	Wt	List
W 02612	1/4	50	2800	0.02	35.27
W 02621	3/8	50	750		

HANGER					
HI-EAR					
W-124 C					
Part	Size	Box	Ctn	Wt	List
A 03167	1/2	100	1000	0.03	17.84
A 03168	3/4	25	500	0.04	26.33
A 03171	1	25	250	0.04	33.05



PLUG					
WC-416					
(SIZES 1/8 THRU 1 1/2 BRASS ROD)					
FTG					
Part	Size	Box	Ctn	Wt	List
A 01402	1/8	50	500	0.01	28.78
A 01422	1/4	100	4000	0.01	28.78
A 01392	3/8	50	2000	0.02	33.87
A 01504	1/2	50	1200	0.03	45.70
A 01529	3/4	50	600	0.07	33.54
A 01556	1	25	375	0.12	59.42
A 01590	1-1/4	15	180	0.20	78.34
A 01628	1-1/2	10	120	0.28	105.53



RETURN BEND					
WE-512 C x C					
Part	Size	Box	Ctn	Wt	List



W 06025	1/4 x 4-1/2	25	150	0.10	24.89
W 06020	x 1-1/2	25	850	0.02	14.17
W 06048	3/8 x 6	-	100	0.21	38.34
W 06045	x 4	-	200	0.14	18.04
W 06041	x 3	25	250	0.11	17.57
W 06036	x 2	50	300	0.06	18.39
W 06035	x 1-29/32	50	300	0.08	17.57
W 06032	x 1-1/2	50	500	0.06	18.97
W 06069	1/2 x 6	5	30	0.30	46.52
W 06062	x 3-3/8	10	100	0.18	54.80
W 06060	x 3	25	150	0.16	31.05
W 06058	x 2-1/2	25	250	0.14	31.05
W 06056	x 2-1/4	25	250	0.13	58.98
W 06053	x 1-7/8	25	250	0.11	31.00
W 06051	x 1-9/16	25	250	0.10	31.00
W 06084	5/8 x 4	-	120	0.25	64.30
W 06081	x 3-3/8	10	90	0.24	64.30
W 06077	x 2-1/2	10	100	0.17	66.32
W 06074	x 2-1/8	10	100	0.16	72.60
W 06073	x 2	100	100	0.15	72.60
W 06099	3/4 x 12	-	15	0.88	107.78
W 06095	x 3-3/8	10	100	0.29	76.36
W 06092	x 2-1/2	10	100	0.23	54.76
W 60111	1 x 3-1/4	5	50	0.49	136.63
W 60110	x 3	5	50	0.47	118.84
W 60121	1-1/4 x 3-3/4	5	50	0.65	203.46
W 60131	1-1/2 x 4-1/2	5	25	1.00	245.35
W 60140	2 x 5-1/2	5	25	1.92	640.24

P-TRAP					
SUCTION LINE WE-554P C x C					
Part	Size	Box	Ctn	Wt	List



W 60999	1/2	10	50	0.38	110.50
W 61008	5/8	10	50	0.51	164.70
W 61000	3/4	5	25	0.63	122.93
W 61001	1	3	15	0.87	186.82
W 61002	1-1/4	4	20	1.16	339.62
W 61003	1-1/2	4	4	2.28	515.62
W 61009	2	-	3	3.87	1055.59


TEE					
WT-600 C x C x C					
Part	Size	Box	Ctn	Wt	List





W 40306	1/8	100	2400	0.01	21.84
W 04000	1/4	50	1700	0.02	23.08
W 04001	3/8	50	500	0.04	18.52
WB04006	1/2	50	500	0.07	6.26
W 04017	5/8	25	250	0.12	40.29
WB04031	3/4	25	200	0.16	15.10
WB04048	1	10	100	0.29	46.65
W 04068	1-1/4	5	50	0.42	63.76
W 04084	1-1/2	5	50	0.60	98.29
W 40102	2	5	25	1.14	153.26
W 40123	2-1/2	2	20	1.72	309.24
W 40152	3	2	10	2.77	471.98
W 40190	3-1/2	1	5	5.66	1366.73
W 40200	4	1	5	5.99	1142.28
W 40400	5	-	1	12.38	3739.15
W 40500	6	-	1	20.85	5110.02
W 40525	8	-	1	36.81	19726.47


REDUCING					
Part	Size	Box	Ctn	Wt	List
W 40368	1/8 x 1/8 x 1/4	50	750	0.03	55.59
W 04016	1/4 x 1/4 x 1/2	50	500	0.08	41.15
W 04005	x 3/8	50	500	0.04	54.37
W 40324	x 1/8	50	1700	0.02	37.12
W 40330	x 1/8 x 1/4	50	500	0.02	48.92
W 40332	x 1/8 x 1/2	50	1700	0.02	48.92
W 04015	3/8 x 3/8 x 1/2	50	500	0.09	35.43
W 40022	x 1/4	50	500	0.04	36.68
W 40350	x 1/8	50	500	0.04	36.68
W 40003	x 1/4 x 3/8	50	500	0.05	55.61
W 04004	x 1/4	50	500	0.04	51.86
W 40358	x 1/8	50	750	0.04	69.03

W 40363	x 1/8 x 3/8	50	750	0.05	65.51
W 40364	x 1/4	50	750	0.04	71.68
W 40366	x 1/8	50	450	0.05	65.51
W 04067	1/2 x 1/2 x 1	10	100	0.35	61.93
W 04047	x 3/4	25	250	0.11	28.99
W 04029	x 5/8	25	250	0.10	107.68
W 04007	x 3/8	50	500	0.08	32.24
W 04008	x 1/4	50	500	0.06	32.24
W 04014	x 1/8	50	500	0.08	38.09
W 04009	x 3/8 x 1/2	50	500	0.09	44.34
W 04010	x 3/8	50	500	0.08	45.09
W 04011	x 1/4	50	500	0.08	41.92
W 04012	x 1/4 x 1/2	50	500	0.09	41.92
W 40367	x 3/8	50	500	0.08	58.30
W 04013	x 1/4	50	500	0.09	41.92
W 04046	5/8 x 5/8 x 3/4	25	250	0.15	62.07
W 04018	x 1/2	25	250	0.10	64.97
W 04019	x 3/8	25	250	0.10	64.97
W 04020	x 1/4	25	250	0.10	64.97
W 04021	x 1/2 x 5/8	25	225	0.13	65.51
W 04022	x 1/2	25	225	0.11	65.51
W 04023	x 3/8	25	225	0.11	75.72
W 04025	x 3/8 x 5/8	25	250	0.15	69.03
W 04026	x 1/2	25	225	0.14	67.68
W 04027	x 3/8	25	250	0.11	67.68
W 04065	3/4 x 3/4 x 1	10	100	0.22	50.72
W 04032	x 5/8	25	250	0.17	16.99
WB04033	x 1/2	25	250	0.12	14.51
W 04034	x 3/8	25	250	0.11	20.23
W 04035	x 1/4	25	250	0.11	20.76
W 04036	x 5/8 x 3/4	25	250	0.19	35.89
W 04037	x 5/8	25	250	0.17	32.22
WB04041	x 1/2 x 3/4	25	250	0.16	17.80
W 04042	x 5/8	25	150	0.17	20.55
WB04043	x 1/2	25	250	0.13	17.80
W 04044	x 3/8	25	250	0.12	30.01
W 04045	x 1/4	25	225	0.15	30.01
W 40230	x 3/8 x 3/4	25	250	0.19	34.51
W 40231	x 1/2	25	250	0.17	27.58
W 40232	x 3/8	25	250	0.12	33.46
W 40101	1 x 1 x 1-1/2	5	50	0.47	147.27
W 04082	x 1-1/4	5	50	0.31	104.12
WB04049	x 3/4	10	100	0.24	46.83
W 04050	x 5/8	10	100	0.27	69.03
WB04051	x 1/2	10	100	0.21	46.83
W 04052	x 3/8	10	100	0.19	57.34
W 04055	1x3/4x1	10	100	0.30	55.66
W 04056	x 3/4	10	100	0.25	55.66
W 04057	x 5/8	10	90	0.43	64.15
W 04058	x 1/2	10	100	0.23	55.66
W 04059	x 3/8	10	100	0.21	135.49
W 40233	x 5/8 x 1	10	100	0.33	58.42
W 40234	x 3/4	10	90	0.30	64.25
W 40235	x 5/8	10	100	0.31	64.25
W 40236	x 1/2	10	90	0.35	64.25
W 04061	x 1/2 x 1	10	100	0.30	55.66
W 04062	x 3/4	10	100	0.28	58.61
W 04063	x 1/2	10	100	0.21	55.66
W 40122	1-1/4x1-1/4 x2	2	20	0.89	306.84
W 40100	x 1-1/2	5	50	0.49	149.27
W 04069	x 1	5	50	0.41	68.88
W 04070	x 3/4	5	50	0.35	68.88
W 04071	x 1/2	5	50	0.32	68.88
W 04072	x 3/8	5	50	0.29	80.15
W 04073	x 1 x 1-1/4	5	50	0.48	90.52
W 04074	x 1	5	50	0.46	88.45
W 04075	x 3/4	5	50	0.38	88.45
W 04076	x 1/2	5	50	0.36	90.52
W 04078	x 3/4 x 1-1/4	5	50	0.45	88.45
W 04079	x 1	5	50	0.46	95.24
W 04080	x 3/4	5	50	0.37	88.45
W 04081	x 1/2	5	50	0.34	98.87
W 04083	1/2 x 1-1/4	5	50	0.57	90.52
W 40121	1-1/2x1-1/2x2	2	20	1.21	285.60
W 04085	x 1-1/4	5	50	0.57	73.14
W 04086	x 1	5	50	0.52	73.14
W 04087	x 3/4	5	50	0.47	73.14
W 04088	x 1/2	5	50	0.42	73.14
W 04089	x 3/8	5	50	0.41	84.28
W 04090	x1-1/4x1-1/2	5	50	0.68	155.80
W 04091	x1-1/4	5	50	0.69	149.71
W 04092	x 1	5	50	0.57	146.74
W 04093	x 3/4	5	50	0.57	149.71
W 04094	x 1/2	5	50	0.45	155.80
W 04095	x 1 x 1-1/2	5	50	0.68	149.71
W 04096	x 1-1/4	5	50	0.65	155.80
W 04097	x 1	5	50	0.61	146


TEE						
FITTING WT-600F		C x FTG x C				
Part	Size	Box	Ctn	Wt	List	
W 04106	1/2	50	300	0.10	24.18	
W 04131	3/4	25	150	0.19	37.73	


UNION						
WC-407		C x C				
Part	Size	Box	Ctn	Wt	List	
W 08001	1/4	25	250	0.12	66.12	
W 08002	3/8	25	250	0.11	69.49	
W 08003	1/2	25	250	0.16	39.96	
W 08004	3/4	25	150	0.37	50.23	
W 08005	1	10	100	0.52	84.52	


COPPER TUBE STRAP						
2-HOLE WS-1100						
Part	Size	Box	Ctn	Wt	List	
A 01203	1/8	100	4,000	0.01	1.99	
A 01278	1/4	100	5,600	0.01	1.99	
A 01366	3/8	100	3,400	0.01	2.04	
A 02529	1/2	100	1,500	0.01	2.09	
A 01467	5/8	100	2,000	0.01	2.04	
A 02574	3/4	50	750	0.01	3.52	
A 02614	1	50	750	0.02	3.73	
A 02650	1-1/4	50	500	0.04	4.49	
A 02675	1-1/2	50	500	0.05	5.34	
A 02708	2	50	500	0.06	5.95	


PERFORATED COPPER STRAP						
WS-1101						
Part	Size	Box	Ctn	Wt	List	
A 01211	25 Ft.Roll	1	10	1.63	257.02	

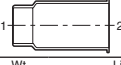
SOLDER JOINT DWV FITTINGS


ADAPTER						
TRAP DW-724F		FTG x SJ				
Part	Size	Box	Ctn	Wt	List	
A 11564	1-1/2x1-1/2 OD	10	100	0.28	81.27	
REDUCING						
A 11566	1-1/2x1-1/4 OD	10	100	0.26	86.41	


ADAPTER						
TRAP DW-724		C x SJ				
Part	Size	Box	Ctn	Wt	List	
A 11355	1-1/4x1-1/4 OD	25	250	0.22	59.82	
A 11356	1-1/2x1-1/2 OD	10	200	0.33	65.51	
REDUCING						
A 11383	1-1/2x1-1/4 OD	10	200	0.40	90.05	


ADAPTER						
TRAP DW-757		F x SJ				
Part	Size	Box	Ctn	Wt	List	
A 11409	1-1/4x1-1/4 OD	10	100	0.34	80.05	
A 11410	1-1/2x1-1/2 OD	10	100	0.40	98.01	
REDUCING						
A 11411	1-1/2x1-1/4 OD	10	100	0.40	93.32	


ADAPTER						
TRAP DW-756		M x SJ				
Part	Size	Box	Ctn	Wt	List	
A 11405	1-1/4x1-1/4 OD	10	100	0.42	81.87	
A 11406	1-1/2x1-1/2 OD	10	100	0.52	87.17	
REDUCING						
A 11407	1-1/2x1-1/4 OD	10	100	0.53	96.46	


ADAPTER						
SOIL PIPE DW-733		C x SPIGOT				
Part	Size	Box	Ctn	Wt	List	
W 07122	2	5	100	0.43	72.79	
W 07133	3	5	40	1.12	243.67	
REDUCING						
W 07112	x 2	5	50	0.61	147.27	


ADAPTER						
FEMALE DW-753		C x F				
Part	Size	Box	Ctn	Wt	List	
W 07221	1-1/2	10	100	0.25	46.52	
W 07222	2	10	100	0.41	86.86	


ADAPTER						
DW-754		FTG x F				
Part	Size	Box	Ctn	Wt	List	
W 07240	1-1/4	10	100	0.19	45.92	


ADAPTER						
DW-732		C x M				
Part	Size	Box	Ctn	Wt	List	
A 07012	1-1/4	25	250	0.35	51.09	
A 07054	1-1/2	10	100	0.44	55.65	
A 07094	2	10	100	0.52	70.50	
REDUCING						
W 07235	1-1/4 x 1-1/2	10	100	0.37	72.34	


BUSHING						
EXTENDED DW-742		FTG x C				
Part	Size	Box	Ctn	Wt	List	
W 07350	1-1/2 x 1-1/4	25	250	0.11	31.30	
W 07358	2 x 1-1/2	—	100	0.22	34.18	
W 07359	x 1-1/4	—	100	0.18	37.78	
W 07377	3 x 2	—	50	0.47	144.98	
W 07378	x 1-1/2	—	50	0.44	229.38	
W 07379	x 1-1/4	—	50	0.50	130.14	
W 07387	4 x 3	—	25	0.89	230.22	
W 07389	x 2	—	25	1.03	294.87	


CLOSET FLANGE						
DW-734		C x CLOSET				
Part	Size	Box	Ctn	Wt	List	
W 07834	3 x 4	5	50	0.83	139.99	
W 07844	4 x 4	5	40	0.67	239.97	


COUPLING						
DW-741		C x C				
Part	Size	Box	Ctn	Wt	List	
W 07055	1-1/4	25	150	0.09	16.60	
W 07063	1-1/2	25	250	0.11	20.60	
W 07072	2	—	100	0.13	28.62	
W 07092	3	—	50	0.47	55.42	
W 70107	4	—	25	1.03	176.48	
REDUCING						
W 07073	2 x 1-1/2	—	100	0.17	38.63	
W 07074	x 1-1/4	—	100	0.18	31.34	
W 07094	3 x 2	—	50	0.52	122.93	
W 07095	x 1-1/2	—	50	0.52	128.84	
W 07096	x 1-1/4	—	50	0.70	129.29	
W 70109	4 x 3	—	25	0.93	233.79	
W 70106	x 2	—	25	1.38	233.79	


REPAIR COUPLING						
DW-741NS		C x C				
Part	Size	Box	Ctn	Wt	List	
W 07907	1-1/4	25	225	0.07	24.24	
W 07908	1-1/2	25	250	0.11	24.43	
W 07909	2	—	75	0.19	33.46	
W 07911	3	—	50	0.34	60.95	


45° ELBOW						
DW-204		C x C				
Part	Size	Box	Ctn	Wt	List	
W 07420	1-1/4	25	250	0.14	32.63	
W 07421	1-1/2	25	125	0.20	26.98	
W 07422	2	—	50	0.33	62.07	
W 07423	3	—	25	0.84	131.67	


45° ELBOW						
(STREET) DW-205		FTG x C				
Part	Size	Box	Ctn	Wt	List	
W 07430	1-1/4	25	250	0.17	50.23	
W 07431	1-1/2	25	125	0.20	37.78	
W 07432	2	—	50	0.32	77.05	
W 07433	3	—	25	0.81	185.29	


90° ELBOW						
DW-200		C x C				
Part	Size	Box	Ctn	Wt	List	
W 07400	1-1/4	25	125	0.25	35.43	
W 07401	1-1/2	20	100	0.24	53.08	
W 07403	2	—	50	0.71	69.26	
W 07404	3	—	15	1.66	171.39	


90° ELBOW						
LONG TURN D-700LT		C x C				
Part	Size	Box	Ctn	Wt	List	
A 07209	1-1/2	5	100	0.41	90.88	
A 07202	2	5	40	0.62	128.78	

90° ELBOW						
EXTRA LONG TURN DW-700XLT		C x C				
Part	Size	Box	Ctn	Wt	List	
W 07451	1-1/2	10	50	0.55	91.99	
W 07452	2	5	25	1.11	130.14	
W 07453	3	2	10	2.28	546.47	
W 07454	4	—	5	5.10	1009.41	

90° ELBOW						
DW-203		FTG x C				
Part	Size	Box	Ctn	Wt	List	
W 07410	1-1/4	25	125	0.26	63.16	
W 07411	1-1/2	20	100	0.38	49.24	
W 07412	2	—	50	0.70	95.54	
W 07413	3	—	15	1.70	203.97	

60° ELBOW						
DW-701		C x C				
Part	Size	Box	Ctn	Wt	List	
W 07064	1-1/2	25	250	0.35	64.04	
W 07066	3	2	20	0.95	271.14	

22-1/2° ELBOW						
DW-703		C x C				
Part	Size	Box	Ctn	Wt	List	
W 07060	1-1/2	—	100	0.27	77.86	

TEE						
DW-707		C x C x C				
Part	Size	Box	Ctn	Wt	List	
W 07500	1-1/4	20	100	0.37	69.98	
W 07511	1-1/2	20	100	0.52	87.17	
W 07522	2	5	25	0.85	101.64	
W 07533	3	—	10	2.10	357.63	
REDUCING						
W 07510	1-1/2x1-1/4	10	100	0.51	104.33	
W 07512	x1-1/4x1-1/4	10	100	0.52	204.52	
W 07521	2 x 2 x 1-1/2	5	50	0.75	95.96	
W 07520	x 1-1/4	5	30	0.68	105.21	
W 07524	x1-1/2x1-1/2	5	50	0.87	162.22	
W 07532	3 x 3 x 2	5	25	1.69	281.58	
W 07531	x 1-1/2	5	25	1.45	281.58	
W 07530	x 1-1/4	5	25			